



FARRER

Memorial Agricultural High School

24TH ANNUAL BULL SALE

WEDNESDAY 24TH JUNE 2026 | 12PM

On Property, Calala Lane Tamworth NSW

33 Angus Bulls



PRODUCT OF
DISTINCTION





QUESTION:

WHY BUY A FARRER BULL?

- Bulls have been DNA tested for parental verification.
- Bulls have been bred using a mix of leading US and Australian bred AI sire lines.
- Bulls have been structurally assessed by Jim Green, an independent accredited assessor with Beef Xcel.
- Bulls are Vet checked including extruded penile examination, scrotal circumference measurement and full semen test.
- Our bulls suit a range of MARKET SPECIFICATIONS.
- Bulls are vaccinated against Leptospirosis, Vibriosis, Three Day Sickness and Pestivirus.
- All bulls have been extensively handled by students.
- Free delivery for the first 300km.
- Farrer is a leading 'educational stud' that is committed to demonstrating only 'best practice' to its students at all times.
- You are buying bulls from a herd that concentrates on quality assurance at every critical point making our bulls DISTINCTIVE.
- Bulls sold concurrently with Auctionsplus. www.auctionplus.com.au

ANSWER: he's a 'PRODUCT OF DISTINCTION'



SALE INFORMATION

PRE-SALE INSPECTIONS

The bulls will be penned and available for inspection by 9.00am sale morning. Inspections prior to Sale day can be arranged at any time – contact Niaomi Evans on 0428 118 755

HERD HEALTH STATUS

All bulls have been treated for internal & external parasites with Cydectin Platinum, given an annual booster vaccination for 7 in 1, Vibriovax, 3 day sickness and Pestivirus, as well as receiving a dose of Multimin Chrome on 28th April 2026.

All bulls were semen tested by Piper Street Vet Clinic on the 19th May 2026.

AGENTS

Elders Tamworth Livestock

Nathan McConnell 0429 653 901 | Shane Rule 0427 456 878 | Simon Rafferty 0427 110 046
Eric Miles 0428 172 833 | Scott Simshauser 0427 950 454

Elders Stud Stock

Scott Cooper 0427 674 411 | Brian Kennedy 0427 844 047

The logo for Elders, featuring the word "Elders" in a white, cursive script font on a red rectangular background.

REGISTRATION

All registered stock as stated in the catalogue are eligible for transfer.

Please ensure the correct name, address and PIC (Property Identification Code) is printed on the Buyer's Identification Slip supplied in this catalogue.

GST

Bulls will be sold GST exclusive, ie. If the bull is knocked down for \$4000, you will be charged \$4400.

INSURANCE

There is no vendor insurance on bulls. It will be the responsibility of the purchaser to insure their bulls. This can be arranged through Elders or your own insurance representative.

The vendor takes all care but no responsibility after the sale.

TRANSPORT

Farrer will be providing free delivery for the first 300 km. For clients in close proximity delivery will be direct. However for those further away delivery will be to your nearest selling centre unless on route. Delivery will be organised through Farrer. Please fill out your Buyers Instruction Slip prior to leaving as no verbal instructions will be remembered!!

LUNCH

Complimentary BBQ provided.

PHONE BIDDING

Phone bidding will be available on the day on 0428 118 755 or Nathan McConnell 0429 653 901.

REBATES

A rebate of 2% will be paid on any purchase influenced by a registered agent – provided they advise Elders in writing prior to the sale OR accompany the purchaser to the Sale. Fax No. (02) 6764 8669.

CATALOGUE DETAILS AVAILABLE ON THE WEB VIA

The Angus Society Website: www.angusaustralia.com.au

Contact: NIAOMI EVANS on 0428 118 755

Auctionsplus: www.auctionsplus.com.au

Bulls will be sold concurrently at Auctionsplus via their website.

LOCATION

Farrer is located on the southeast boundary of Tamworth City.

If coming from the south, turn right into Calala Lane, at the first roundabout encountered. If coming from the north, turn left on the northern edge of the city opposite Nemingha Hotel. From the west – take the signs to the New England Highway and turn left, then left again at Calala Lane.



| WELCOME

FARRER 24th ANNUAL ON –PROPERTY BULL SALE 2026

Welcome to the 24th Annual Farrer Angus Bull Sale. Highlights since last years sale;

- We continue to value our industry partnerships with various leaders in the agricultural sector. We would like to acknowledge and thank Virbac and Clipex for their willingness and generosity in entering into ongoing partnerships with Farrer. All of these industry leaders have provided both the school and more importantly the students with enhanced educational opportunities and outcomes. We look forward to continuing these very worthwhile partnerships over the long term. These partnerships are yet another avenue for the students at Farrer to gain valuable insight into a variety of the latest technological advancements in the agricultural sector. We would again like to thank all of the staff at these companies for their continued support of the school and its students. We hope that we will be able to form a number of other lasting partnerships, which will benefit the student's, school and the industries themselves for many years to come.
- Our Clipex Cattle yards continue to be utilised regularly. The students appreciate the opportunity to learn and work with some of the most up to date technology and livestock handling systems. We look forward to utilising them for many years to come and really appreciate all of the support that Clipex has provided us.
- The season in Tamworth, like much of the state, has been particularly tough with virtually no rainfall and therefore very limited pasture growth. The bulls are being fed pellets with ad-lib cereal hay & silage. Whilst grazing on pastures.
- We continue to run an AI program each year, with the students in year 11 selecting the sires that will be used each year. In 2025 students selected Basin Keystone, RC Lucchese L101, Cluden Newry Uppercut & Paringa Statesman. We look forward to their calves in August this year.
- Farrer continued its genetic testing program again this year in line with the Certificate III Agriculture syllabus. All students were involved in the collection of DNA samples in order to demonstrate the latest technological advances in the Angus breed in terms of i50K genomics. All bulls are fully parent verified by DNA Analysis.

The bulls have been run as one management group since birth. This year we have selected another very even draft of bulls with plenty to offer the astute buyer. Our draft of Pine View Vezina J166, Stokman Solution S329, Tehama Patriarch F028, Farrer Q67 & Farrer S46 sons show tremendous growth with thickness and style. Whilst a few less numbers this year, the students are proud to present what they feel to be a top quality line up of sires for your appraisal.

Bulls have been structurally assessed by Jim Green of 'BEEFXCEL', a highly qualified and independent assessor on the 6th February 2026, with the raw data printed in the catalogue for your information.

All bulls have been vaccinated against Leptospirosis, Pestivirus, Vibriosis and Three Day Sickness. They have also received a drench of Cydectin Platinum and Multimin Chrome on 28th April. Many thanks to Virbac for supporting us in providing the latest in dual action drenches and trace elements to assist us in producing bulls that are of optimum health for your joinings. Semen testing was carried out by Piper Street Vet Clinic (02 67663088) on the 19th May 2026.

A huge thank you to the Certificate III Agriculture Students who have been actively involved in the direction and management of the stud. Their contributions include; sire selection, animal husbandry including vaccinating, drenching, calving supervision, helping cataloguing, and conducting the Annual Bull Sale. I thank the students for their commitment, effort and interest in striving to continually improve the Farrer Angus Stud.

We hope you leave with a bull or two and if not leave with a good impression of our school, its students and our sale.

Good luck and thank you for your interest and continued support.

Niaomi Evans and the Certificate III Agriculture Students 2026

Attention Buyer

Animal details included in this catalogue, including but not limited to pedigree, DNA information, Estimated Breeding Values (EBVs) and Index values, are based on information provided by the breeder or owner of the animal. Whilst all reasonable care has been taken to ensure that the information provided in this catalogue was correct at the time of publication, Angus Australia will assume no responsibility for the accuracy or completeness of the information, nor for the outcome (including consequential loss) of any action taken based on this information.

Parent Verification Suffixes

The animals listed within this catalogue including its pedigree, are displaying a Parent Verification Suffix which indicates the DNA parent verification status that has been conducted on the animal. The Parent Verification Suffixes that will appear at the end of each animal's name.

The suffix displayed at the end of each animal's name indicates the DNA parentage verification that has been conducted by Angus Australia.

PV: both parents have been verified by DNA.

SV: the sire has been verified by DNA.

DV: the dam has been verified by DNA.

#: DNA verification has not been conducted.

E: DNA verification has identified that the sire and/or dam may possibly be incorrect, but this cannot be confirmed conclusively.

Privacy Information

In order for Angus Australia to process the transfer of a registered animal in this catalogue, the vendor will need to provide certain information to Angus Australia and the buyer consents to the collection and disclosure of that information by Angus Australia in certain circumstances. If the buyer does not wish for his or her information to be stored and disclosed by Angus Australia, the buyer must complete the form included below and forward it to Angus Australia. If the form is not completed, the buyer will be taken to have consented to the disclosure of such information.

Buyers option to opt out of disclosing personal information to Angus Australia

If you do not complete this form, you will be taken to have consented to Angus Australia using your name, address and phone number for the purposes of effecting a change of registration of the animal(s) that you have purchased, maintaining its database and disclosing that information to its members on its website.

I, the buyer of animals with the following ids _____

from member _____ (name) do not consent to Angus Australia using my name address and phone number for the purposes of effecting a change of registration of the animals I have mentioned above that I have purchased, maintaining its database and disclosing that information to its members on its website.

Authorised Name: _____ Signature: _____

Date: _____

Please forward this completed consent form to Angus Australia, 86 Glen Innes Road, Armidale NSW 2350



MODE OF SALE

HELMSMAN BUYING SYSTEM

The first Helmsman sale was conducted in 1990 by its originator Mr. Bruce Milne of “Helm View” Hereford stud, Coleriene Victoria. The Farrer Angus stud has successfully used this buying system for its annual bull sale for many years now. Its buyers have adapted rapidly to this system and are now our best advocates for the Helmsman buying system.

THE BENEFITS TO INTENDING PURCHASERS

1. You have more time to consider lodging a bid. You can place genuine bids on any cattle of your choice at any time during the sale period.
2. You have the opportunity to re-assess each lot during the sale period without any pressure to make an instant decision.
3. You take home bull/s you want, irrespective of the lot order.
4. You may use the buyer’s suggested price guide, which is based on measured production merit to give you a good estimate of each bull’s genetic worth in relation to other bulls.
5. If you are considering buying a number of bulls, “HELMSMAN” will give you a better chance to average your purchase costs in order to meet your total budget.

HOW “HELMSMAN” WORKS

*On arrival intending purchasers register at the bid table and receive a buying number

*All bulls are displayed for your inspection as usual, with relevant information provided in the catalogue.

*When the sale commences all the bull lots are in the market simultaneously. You may bid on any bull lot/s, regardless of lot number, by filling in a card and handing it to the receptionist at the bid table, or to a “runner”

FARRER STUD STOCK BID CARD

Lot Number	
Bid Value Minimal bid increments of \$500	\$
Buyer Number	

*You may open bidding on any lot(s) and bids are in multiples of \$500

*Bids are recorded with the Buyer’s number on a large board (Helmsman sale board). You can bid on any number of bulls / lots at once and see at glance whether your bid still stands or has been over bid.

Farrer Stud Stock - SALE BOARD

Lot Number	1	2	3	4
Bid Value				
Bidders Number				

*There is no pressure to commit yourself to another bid, and if your “first” choice bull goes beyond your limit, you can still bid on another bull in the sale.

*A bid once submitted and recorded cannot be retracted, and a person submitting such bid will be responsible for it until it is overbid.

*The sale will remain open for a minimum of 30 minutes. A bid registered in the last 1 minute will result in a 1 minute extension of selling time. Any further bids trigger the same process until a full 1 minute “No bid” period concludes the sale.

NB: The approximate sale time is 60 minutes: i.e. 30 minute sale open and approximately 30 minutes in the last minute trigger section until 1 minute of “no bids”

DISCLAIMER: All the information contained in the catalogue is supplied in good faith. However, the correctness, reliability and usefulness cannot be fully guaranteed and therefore should only be used as a guide.

ACKNOWLEDGMENTS: Thanks to the Year 12 Certificate III Beef students for their help in preparing and conducting the sale.

RS FARRER Q67^{PV}**AMFU,CAFU,DDFU,NHFU****HBR****Calved:** 16/08/2019**Sex:** M**Ident:** NFSQ67CONNEALY BLACK GRANITE[#]**Sire:** USA18463791 QHF WWA BLACK ONYX 5Q11^{SV}WILKS BLACKCAP OD82[#]TE MANIA AFRICA A217^{PV}**Dam:** NFSH36 FARRER H036 H36^{SV}FARRER EXPENSIVE Z71[#]**Selection Indexes**

\$A	\$A-L
\$233	\$376

May 2026 TransTasman Angus Cattle Evaluation

TACE	Dir	Dtr	GL	BWT	200	400	600	MCW	Milk	SS	D t C	CWT	EMA	Rib	P8	RBY	IMF	NFI-F	Doc
EBV	+6.5	+7.4	-6.3	+1.4	+52	+91	+125	+80	+34	+3.5	-4.9	+76	+9.2	-2.0	-2.0	+0.3	+3.6	-0.24	+30
Acc	73%	62%	83%	90%	90%	88%	90%	85%	79%	88%	52%	79%	78%	78%	79%	72%	80%	67%	77%
BRD AVG	+2.5	+3.2	-4.6	+3.8	+52	+94	+121	+103	+18	+2.3	-5.1	+69	+6.9	+0.1	-0.2	+0.4	+2.6	+0.24	+21

Traits Observed: BWT,200WT,400WT,600WT,SC,Scan(EMA,Rib,Rump,IMF),Structure(Claw Set x 1, Foot Angle x 1),Genomics

Statistics: Number of Herds: 1, Prog Analysed: 37, Genomic Prog: 36

RS FARRER S46^{PV}**AMFU,CA99%,DDFU,NHFU****HBR****Calved:** 09/08/2021**Sex:** M**Ident:** NFS21S46CONNEALY IN SURE 8524[#]**Sire:** USA17328461 G A R SURE FIRE^{SV}CHAIR ROCK 5050 G A R 8086[#]H P C A INTENSITY[#]**Dam:** NFSM4 FARRER M4^{PV}FARRER K29^{SV}**Selection Indexes**

\$A	\$A-L
\$250	\$418

May 2026 TransTasman Angus Cattle Evaluation

TACE	Dir	Dtr	GL	BWT	200	400	600	MCW	Milk	SS	D t C	CWT	EMA	Rib	P8	RBY	IMF	NFI-F	Doc
EBV	+6.7	+8.3	-5.6	+2.6	+57	+106	+134	+94	+27	+3.9	-6.5	+77	+5.0	+1.1	-0.1	-0.8	+4.1	-0.47	+31
Acc	75%	67%	84%	87%	87%	85%	87%	84%	79%	84%	57%	79%	77%	77%	78%	72%	80%	71%	79%
BRD AVG	+2.5	+3.2	-4.6	+3.8	+52	+94	+121	+103	+18	+2.3	-5.1	+69	+6.9	+0.1	-0.2	+0.4	+2.6	+0.24	+21

Traits Observed: GL,BWT,200WT,600WT,SC,Scan(EMA,Rib,Rump,IMF),Structure(Claw Set x 1, Foot Angle x 1),Genomics

Statistics: Number of Herds: 1, Prog Analysed: 12, Genomic Prog: 9

RS PINE VIEW VEZINA J166^{PV}**AMF,CAF,DDF,NHF,DWF,MAF,MHF,OHF,OSF,RGF HBR****Calved:** 26/12/2020**Sex:** M**Ident:** USA20104591SYDGEN ENHANCE^{SV}**Sire:** USA19356243 BALDRIDGE SR GOALKEEPER^{PV}BALDRIDGE ISABEL E030[#]CONNEALY MAINSTAY[#]**Dam:** USA19436816 MUSGRAVE ROYAL QUEEN 359[#]MUSGRAVE ROYAL QUEEN 1317[#]**Selection Indexes**

\$A	\$A-L
\$259	\$427

May 2026 TransTasman Angus Cattle Evaluation

TACE	Dir	Dtr	GL	BWT	200	400	600	MCW	Milk	SS	D t C	CWT	EMA	Rib	P8	RBY	IMF	NFI-F	Doc
EBV	+7.9	+3.5	-6.5	+2.8	+64	+116	+152	+112	+25	+2.8	-3.1	+88	+12.4	+1.8	+1.8	+0.3	+2.4	+0.27	+35
Acc	79%	61%	98%	97%	95%	94%	95%	88%	81%	92%	49%	82%	82%	81%	80%	74%	83%	66%	90%
BRD AVG	+2.5	+3.2	-4.6	+3.8	+52	+94	+121	+103	+18	+2.3	-5.1	+69	+6.9	+0.1	-0.2	+0.4	+2.6	+0.24	+21

Traits Observed: Genomics

Statistics: Number of Herds: 29, Prog Analysed: 482, Genomic Prog: 194

RS STOKMAN SOLUTION S329^{PV}**AMF,CAF,DDF,NHF,DWF,MAF,MHF,OHF,OSF,RGF HBR****Calved:** 03/08/2021**Sex:** M**Ident:** FAM21S329SITZ STELLAR 726D^{PV}**Sire:** USA19057457 SITZ RESILIENT 10208^{PV}SITZ MISS BURGESS 1856[#]STORTH OAKS K16[#]**Dam:** NZE21043118P69 STOKMAN DONNA P69^{SV}STOKMAN DONNA I62[#]**Selection Indexes**

\$A	\$A-L
\$269	\$409

May 2026 TransTasman Angus Cattle Evaluation

TACE	Dir	Dtr	GL	BWT	200	400	600	MCW	Milk	SS	D t C	CWT	EMA	Rib	P8	RBY	IMF	NFI-F	Doc
EBV	+6.9	+4.1	-10.5	-1.2	+44	+91	+108	+53	+21	+3.4	-8.2	+64	+10.4	+2.7	+2.1	+0.6	+2.5	+0.89	+2
Acc	90%	68%	99%	99%	98%	98%	98%	91%	83%	98%	50%	83%	86%	85%	85%	78%	85%	69%	99%
BRD AVG	+2.5	+3.2	-4.6	+3.8	+52	+94	+121	+103	+18	+2.3	-5.1	+69	+6.9	+0.1	-0.2	+0.4	+2.6	+0.24	+21

Traits Observed: GL,BWT,200WT,400WT,600WT,SC,Scan(EMA,Rib,Rump,IMF),Genomics

Statistics: Number of Herds: 64, Prog Analysed: 1629, Genomic Prog: 1286

RS TEHAMA PATRIARCH F028 PV AMF,CAF,DDF,NHF,DWF,MAF,MHF,OHF,OSF,RGF HBR

Calved: 03/02/2017

Sex: M

Ident: USA18981191

HOOVER DAM#

Sire: USA17287387 S S NIAGARA Z29^{SV}

JET S S X144#

CONNEALY THUNDER#

Dam: USA18317128 TEHAMA ELITE BLACKBIRD D826#

TEHAMA ELITE BLACKBIRD Z630#

Selection Indexes	
\$A	\$A-L
\$249	\$425

May 2026 TransTasman Angus Cattle Evaluation

TACE	Dir	Dtr	GL	BWT	200	400	600	MCW	Milk	SS	D t C	CWT	EMA	Rib	P8	RBY	IMF	NFI-F	Doc
EBV	+11.0	+6.2	-5.0	+0.5	+62	+116	+136	+106	+16	+3.4	-5.8	+88	+6.3	+0.0	+0.4	-0.3	+2.2	+0.04	+29
Acc	90%	73%	99%	98%	98%	98%	97%	94%	92%	97%	57%	91%	90%	89%	87%	84%	90%	71%	97%
BRD AVG	+2.5	+3.2	-4.6	+3.8	+52	+94	+121	+103	+18	+2.3	-5.1	+69	+6.9	+0.1	-0.2	+0.4	+2.6	+0.24	+21

Traits Observed: Structure(Claw Set x 1, Foot Angle x 1), Genomics

Statistics: Number of Herds: 117, Prog Analysed: 1604, Genomic Prog: 992



TOP 5%

TOP 10%

TOP 20%

EBV QUICK REFERENCE FOR FARRER ANGUS BULL SALE

Animal Ident	Calving Ease		Birth		Growth			Maternal		Fertility			Carcase				Other		Selection Indexes		
	CEDir	CEDtrs	GL	BWT	200	400	600	MCW	Milk	SS	DTC	CWT	EMA	RIB	P8	RBV	IMF	NFI-F	DOC	\$A	\$A-L
1 NFS24V4	+6.7	+1.9	-0.5	+3.3	+58	+103	+133	+112	+18	+4.3	-5.9	+65	+11.7	+3.2	+0.0	+1.9	+0.39	+27	\$242	\$415	
2 NFS24V6	+9.4	+4.6	-6.2	+0.6	+54	+96	+118	+75	+17	+2.3	-5.0	+76	+6.8	+1.3	-0.3	+3.2	+0.29	+32	\$238	\$379	
3 NFS24V7	-6.3	+0.6	-4.0	+5.9	+67	+124	+157	+144	+14	+0.9	-8.0	+92	+9.6	+1.6	+0.4	+2.9	+0.07	+36	\$281	\$465	
4 NFS24V12	-3.1	+3.8	-4.6	+6.0	+69	+120	+162	+147	+23	+3.0	-4.6	+95	+7.8	-0.3	+0.1	+2.4	+0.15	+45	\$228	\$405	
5 NFS24V13	+6.4	-2.3	-4.2	+2.7	+59	+102	+141	+109	+27	+3.4	-5.7	+78	+9.6	+0.7	+0.4	+1.0	+0.33	+27	\$230	\$389	
6 NFS24V15	+9.3	+10.7	-7.3	+0.4	+54	+103	+135	+98	+28	+2.5	-7.1	+75	+6.3	+1.0	-0.4	+4.8	+0.11	+14	\$265	\$441	
7 NFS24V25	+8.3	+5.0	11.9	0.6	+43	+88	+109	+49	+31	+2.0	6.5	+60	+6.4	+2.3	+0.3	+4.0	+0.55	+9	\$254	\$381	
8 NFS24V30	-3.1	+1.4	-6.7	+2.8	+66	+114	+148	+123	+20	+2.1	-8.5	+81	+3.3	+1.4	-0.6	+5.2	+0.58	+13	\$279	\$452	
9 NFS24V34	+9.3	-1.0	-9.6	+0.5	+55	+100	+121	+76	+23	+4.2	-8.5	+70	+3.7	+1.8	+0.1	+3.0	+0.39	+14	\$262	\$410	
10 NFS24V35	+7.1	+6.2	-7.6	+2.6	+63	+116	+146	+109	+16	+2.7	-6.5	+88	+9.8	-0.5	+0.7	+0.1	-0.02	+27	\$274	\$454	
11 NFS24V40	+5.3	+0.3	-8.0	+4.8	+69	+120	+162	+110	+22	+3.7	-6.6	+102	+7.9	-0.1	+1.0	+1.5	-0.21	+22	\$291	\$466	
12 NFS24V46	+0.2	+1.1	-4.9	+3.6	+59	+98	+122	+90	+21	+2.6	-6.9	+68	+10.2	-1.6	-2.8	+3.2	-0.24	+27	\$256	\$398	
13 NFS24V48	+6.9	+6.2	-6.7	+1.9	+48	+85	+100	+58	+18	+4.0	-8.8	+61	+0.8	+0.1	+1.4	+2.6	+0.23	+26	\$232	\$372	
14 NFS24V51	+5.4	+4.9	-6.2	+2.6	+71	+120	+161	+127	+24	+3.4	-6.2	+97	+4.7	-2.3	-4.4	+4.0	-0.54	+25	\$266	\$454	
15 NFS24V52	+8.7	+5.6	-6.4	+2.5	+46	+92	+113	+77	+23	+2.5	-5.1	+61	+10.4	+0.4	+0.9	+2.9	+0.60	+41	\$236	\$378	
16 NFS24V57	5.3	0.8	4.4	+4.9	+58	+106	+128	+139	+5	+3.1	7.7	+68	+8.8	+0.4	+0.7	+0.9	+2.4	+0.32	+7	\$232	\$405
17 NFS24V60	-3.9	-3.3	-5.8	+3.7	+41	+75	+97	+52	+22	+2.5	-6.4	+49	+7.0	+1.8	+0.1	+4.4	+0.61	+20	\$211	\$305	
18 NFS24V63	+7.8	+5.9	-4.3	+1.5	+48	+84	+100	+45	+28	+2.1	-5.5	+63	+6.2	-1.0	-0.7	+3.9	+0.15	+11	\$240	\$357	
19 NFS24V70	+8.8	0.6	4.8	+7.2	+68	+117	+149	+146	+15	+2.8	5.2	+78	+10.1	+0.1	1.4	+3.5	+0.40	+18	\$246	\$429	
20 NFS24V71	+6.0	+7.4	-4.7	+2.7	+60	+116	+151	+143	+26	+3.3	-4.8	+77	+4.7	+1.8	-0.1	+3.5	+0.30	+25	\$229	\$427	
21 NFS24V76	+7.3	+5.1	-4.1	+2.9	+66	+117	+155	+129	+22	+3.7	-3.5	+86	+12.8	+0.1	+0.8	+3.1	+0.29	+39	\$266	\$449	
22 NFS24V77	+6.5	+4.9	-6.4	+2.0	+69	+114	+138	+100	+24	+1.2	-4.9	+88	+7.0	+0.1	+1.0	+2.3	-0.06	+37	\$263	\$427	
23 NFS24V79	+4.3	+1.6	-5.7	+3.5	+56	+95	+130	+93	+28	+2.8	-3.5	+68	+2.8	+0.7	+2.1	+2.4	-0.39	+32	\$202	\$340	
24 NFS24V85	+8.9	+7.1	-2.7	+1.8	+58	+104	+135	+97	+25	+2.8	-5.5	+73	+6.7	+0.4	+0.9	+3.2	+0.33	+28	\$250	\$414	
25 NFS24V88	+9.4	+7.5	-3.7	+2.2	+69	+123	+161	+161	+14	+2.0	-3.8	+104	+3.7	+0.1	-2.7	+0.3	-0.14	+25	\$198	\$404	

EBV QUICK REFERENCE FOR FARRER ANGUS BULL SALE

Animal Ident	Calving Ease		Birth			Growth			Maternal			Fertility			Carcass				Other			Selection Indexes	
	CEDir	CEDtrs	GL	BWT	200	400	600	MCW	Milk	SS	DTC	CWT	EMA	RIB	P8	RBV	IMF	NFI-F	DOC	\$A	\$A-L		
26 NFS24V91	+4.8	+3.7	-7.6	+1.9	+49	+88	+125	+79	+31	+3.3	-5.5	+68	+6.2	-3.4	-3.3	+0.4	+3.2	+0.12	+27	\$217	\$352		
27 NFS24V92	+4.7	+7.6	-6.3	+3.5	+61	+109	+151	+110	+26	+2.7	-5.5	+95	+5.6	-0.9	-1.2	-0.7	+4.2	-0.17	+13	\$249	\$421		
28 NFS24V95	+4.3	+7.5	-5.3	+2.7	+55	+104	+138	+127	+24	+3.7	-8.4	+71	+4.6	+0.3	-0.2	-0.1	+3.9	+0.24	+38	\$249	\$441		
29 NFS24V97	-3.2	+0.2	-5.1	+6.2	+68	+121	+162	+146	+21	+5.8	-5.8	+95	+7.8	-1.9	-1.9	+0.9	+0.5	-0.33	+36	\$224	\$404		
30 NFS24V98	+7.7	+7.5	-5.5	+1.4	+44	+82	+118	+62	+28	+2.7	-4.2	+67	+4.6	+2.2	+2.9	-0.5	+2.2	+0.18	+8	\$202	\$327		
31 NFS24V99	+5.4	+2.2	-6.1	+4.5	+56	+95	+119	+103	+17	+2.3	-4.4	+66	+7.8	-1.3	-3.6	+0.5	+2.6	-0.47	+23	\$208	\$358		
32 NFS24V101	+1.4	+7.9	-5.6	+3.6	+55	+100	+130	+117	+24	+2.1	-7.2	+63	+5.1	-3.7	-3.2	+0.0	+3.5	-0.33	+36	\$223	\$392		
33 NFS24V102	+2.8	+2.9	-10.7	+4.0	+66	+115	+144	+143	+9	+1.4	-6.4	+94	+7.0	-3.1	-2.8	+0.6	+0.8	-0.85	+24	\$226	\$420		
TACE	CEDir	CEDtrs	GL	BWT	200	400	600	MCW	Milk	SS	DTC	CWT	EMA	RIB	P8	RBV	IMF	NFI-F	DOC	\$A	\$A-L		
	+2.5	+3.2	-4.6	+3.8	+52	+94	+121	+103	+18	+2.3	-5.1	+69	+6.9	+0.1	-0.2	+0.4	+2.6	+0.24	+21	\$212	\$361		



TransTasman Angus Cattle Evaluation - May 2026 Reference Tables

BREED AVERAGE SELECTION INDEXES										
	\$A	\$D	\$GN	\$GS	\$A-L	\$D-L	\$GN-L	\$GS-L	\$PRO	\$T
Breed Avg	+212	+175	+280	+196	+361	+312	+433	+405	+161	+193

* Breed average represents the average EBV of all 2024 drop Australian Angus and Angus-influenced seedstock animals analysed in the May 2026 TransTasman Angus Cattle Evaluation

PERCENTILE BANDS TABLE - SELECTION INDEXES										
% Band	\$A	\$D	\$GN	\$GS	\$A-L	\$D-L	\$GN-L	\$GS-L	\$PRO	\$T
1%	Greater Profitability	+246	+388	+281	+470	+411	+568	+541	+249	Greater Profitability
5%	Greater Profitability	+226	+358	+257	+440	+383	+530	+501	+224	Greater Profitability
10%	Greater Profitability	+215	+342	+244	+423	+368	+511	+481	+210	Greater Profitability
15%	Greater Profitability	+207	+331	+235	+413	+358	+497	+467	+201	Greater Profitability
20%	Greater Profitability	+202	+322	+228	+404	+350	+486	+456	+194	Greater Profitability
25%	Greater Profitability	+197	+314	+222	+396	+343	+477	+447	+188	Greater Profitability
30%	Greater Profitability	+192	+307	+217	+389	+337	+468	+438	+182	Greater Profitability
35%	Greater Profitability	+188	+301	+212	+383	+331	+460	+431	+177	Greater Profitability
40%	Greater Profitability	+184	+295	+207	+377	+325	+453	+423	+172	Greater Profitability
45%	Greater Profitability	+180	+289	+203	+371	+320	+445	+416	+167	Greater Profitability
50%	Greater Profitability	+177	+283	+198	+365	+315	+438	+409	+163	Greater Profitability
55%	Greater Profitability	+173	+277	+194	+359	+309	+430	+402	+158	Greater Profitability
60%	Greater Profitability	+169	+271	+189	+352	+304	+423	+394	+153	Greater Profitability
65%	Greater Profitability	+165	+265	+184	+346	+298	+414	+386	+148	Greater Profitability
70%	Greater Profitability	+160	+258	+178	+338	+291	+405	+377	+142	Greater Profitability
75%	Greater Profitability	+156	+250	+172	+330	+284	+395	+367	+136	Greater Profitability
80%	Greater Profitability	+150	+241	+165	+320	+276	+383	+356	+129	Greater Profitability
85%	Greater Profitability	+143	+230	+157	+309	+266	+369	+343	+120	Greater Profitability
90%	Greater Profitability	+135	+215	+146	+293	+252	+349	+325	+109	Greater Profitability
95%	Greater Profitability	+121	+193	+130	+268	+232	+318	+296	+91	Greater Profitability
99%	Greater Profitability	+90	+146	+93	+211	+184	+251	+232	+53	Greater Profitability
Lower Profitability	Lower Profitability	Lower Profitability	Lower Profitability	Lower Profitability	Lower Profitability	Lower Profitability	Lower Profitability	Lower Profitability	Lower Profitability	Lower Profitability

* The percentile band represents the distribution of EBVs across the 2024 drop Australian Angus and Angus-influenced seedstock animals analysed in the May 2026 TransTasman Angus Cattle Evaluation

Lot 1 FARRER V4^{PV} AMF,CAF,DDF,NHF HBR

Calved: 20/6/2024 **Sex:** M **Ident:** NFS24V4
 BALDRIDGE SR GOALKEEPER^{PV}
Sire: USA20104591 PINE VIEW VEZINA J166^{PV}
 MUSGRAVE ROYAL QUEEN 359[#]
 LANDFALL NEW GROUND N90^{PV}
Dam: NFS22T71 FARRER T71^{PV}
 FARRER M85^{PV}

Selection Indexes	
\$A	\$A-L
\$242	\$415

May 2026 TransTasman Angus Cattle Evaluation

TACE	Dir	Dtr	GL	BWT	200	400	600	MCW	Milk	SS	D t C	CWT	EMA	Rib	P8	RBY	IMF	NFI-F	Doc
EBV	+6.7	+1.9	-0.5	+3.3	+58	+103	+133	+112	+18	+4.3	-5.9	+65	+11.7	+3.2	+3.4	+0.0	+1.9	+0.39	+27
Acc	64%	52%	81%	81%	82%	80%	80%	77%	72%	78%	36%	67%	67%	66%	67%	57%	72%	58%	74%
BRD AVG	+2.5	+3.2	-4.6	+3.8	+52	+94	+121	+103	+18	+2.3	-5.1	+69	+6.9	+0.1	-0.2	+0.4	+2.6	+0.24	+21

Traits Observed: BWT,200WT,Genomics

“Moderate framed bull with smooth laid in shoulders. Strong topline and muscling throughout the body.”

STRUCTURAL ASSESSMENT									
F	R	F	R			Muscle	Temp.	Sheath / Navel	
6	6	6	6	5	6	C+	1	5	

Purchaser..... \$.....

Lot 2 FARRER V6^{PV} AMF,CAF,DDF,NHF HBR

Calved: 21/6/2024 **Sex:** M **Ident:** NFS24V6
 S S NIAGARA Z29^{SV}
Sire: USA18981191 TEHAMA PATRIARCH F028^{PV}
 TEHAMA ELITE BLACKBIRD D826[#]
 LANDFALL NEW GROUND N90^{PV}
Dam: NFS22T33 FARRER T33^{PV}
 FARRER Q32^{PV}

Selection Indexes	
\$A	\$A-L
\$238	\$379

May 2026 TransTasman Angus Cattle Evaluation

TACE	Dir	Dtr	GL	BWT	200	400	600	MCW	Milk	SS	D t C	CWT	EMA	Rib	P8	RBY	IMF	NFI-F	Doc
EBV	+9.4	+4.6	-6.2	+0.6	+54	+96	+118	+75	+17	+2.3	-5.0	+76	+6.8	+1.3	+0.7	-0.3	+3.2	+0.29	+32
Acc	72%	62%	84%	83%	84%	83%	83%	81%	78%	81%	46%	73%	73%	72%	73%	64%	76%	64%	80%
BRD AVG	+2.5	+3.2	-4.6	+3.8	+52	+94	+121	+103	+18	+2.3	-5.1	+69	+6.9	+0.1	-0.2	+0.4	+2.6	+0.24	+21

Traits Observed: GL,BWT,200WT,600WT,SC,Scan(EMA,Rib,Rump,IMF),Structure(Claw Set x 1, Foot Angle x 1),Genomics

“Smooth skinned bull with expressive muscle pattern. Good neck extension, head carriage and sirey outlook. Displays depth of body, width through the lower thigh and thick over the top.”

STRUCTURAL ASSESSMENT									
F	R	F	R			Muscle	Temp.	Sheath / Navel	
6	5	6	6	5	5	C	1	5	

Purchaser..... \$.....

Lot 3 FARRER V7^{PV} AMF,CAF,DDF,NHF HBR

Calved: 22/6/2024 **Sex:** M **Ident:** NFS24V7
 BALDRIDGE SR GOALKEEPER^{PV}
Sire: USA20104591 PINE VIEW VEZINA J166^{PV}
 MUSGRAVE ROYAL QUEEN 359[#]
 SITZ STELLAR 726D^{PV}
Dam: NFS22T72 FARRER T72^{PV}
 FARRER N63^{PV}

Selection Indexes	
\$A	\$A-L
\$281	\$465

May 2026 TransTasman Angus Cattle Evaluation

TACE	Dir	Dtr	GL	BWT	200	400	600	MCW	Milk	SS	D t C	CWT	EMA	Rib	P8	RBY	IMF	NFI-F	Doc
EBV	-6.3	+0.6	-4.0	+5.9	+67	+124	+157	+144	+14	+0.9	-8.0	+92	+9.6	+1.6	+2.3	+0.4	+2.9	+0.07	+36
Acc	67%	56%	83%	82%	83%	81%	82%	79%	74%	79%	42%	70%	70%	69%	70%	61%	74%	62%	77%
BRD AVG	+2.5	+3.2	-4.6	+3.8	+52	+94	+121	+103	+18	+2.3	-5.1	+69	+6.9	+0.1	-0.2	+0.4	+2.6	+0.24	+21

Traits Observed: GL,BWT,200WT,600WT,SC,Scan(EMA,Rib,IMF),Structure(Claw Set x 1, Foot Angle x 1),Genomics

“Long bodied, smooth skin bull with good overall thickness and width. Smooth shoulders, good neck extension and sires outlook with a tight sheath.”

STRUCTURAL ASSESSMENT									
F	R	F	R			Muscle	Temp.	Sheath / Navel	
6	6	6	6	5	5	C+	1	5	

Purchaser..... \$.....

Lot 4 FARRER V12^{PV} AMF,CAF,DDF,NHF HBR

Calved: 25/6/2024 **Sex:** M **Ident:** NFS24V12

BALDRIDGE SR GOALKEEPER^{PV}

Sire: USA20104591 PINE VIEW VEZINA J166^{PV}

MUSGRAVE ROYAL QUEEN 359[#]

STERLING PACIFIC 904^{PV}

Dam: NFS22T69 FARRER T69^{PV}

FARRER N28^{PV}

Selection Indexes	
\$A	\$A-L
\$228	\$405

May 2026 TransTasman Angus Cattle Evaluation

TACE	Dir	Dtr	GL	BWT	200	400	600	MCW	Milk	SS	D t C	CWT	EMA	Rib	P8	RBY	IMF	NFI-F	Doc
EBV	-3.1	+3.8	-4.6	+6.0	+69	+120	+162	+147	+23	+3.0	-4.6	+95	+7.8	-0.3	-1.6	+0.1	+2.4	+0.15	+45
Acc	68%	57%	83%	82%	83%	82%	82%	79%	75%	80%	41%	70%	70%	69%	70%	61%	74%	62%	78%
BRD AVG	+2.5	+3.2	-4.6	+3.8	+52	+94	+121	+103	+18	+2.3	-5.1	+69	+6.9	+0.1	-0.2	+0.4	+2.6	+0.24	+21

Traits Observed: GL,BWT,200WT,600WT,SC,Scan(EMA,Rib,Rump,IMF),Structure(Claw Set x 1, Foot Angle x 1),Genomics

"Larger framed bull with depth, length of body and a tight sheath."

STRUCTURAL ASSESSMENT									
F	R	F	R			Muscle	Temp.	Sheath / Navel	
6	6	6	6	6	6	C	1	5	

Purchaser..... \$.....

Lot 5 FARRER V13^{PV} AMF,CAF,DDF,NHF HBR

Calved: 26/6/2024 **Sex:** M **Ident:** NFS24V13

BALDRIDGE SR GOALKEEPER^{PV}

Sire: USA20104591 PINE VIEW VEZINA J166^{PV}

MUSGRAVE ROYAL QUEEN 359[#]

CHILTERN PARK MOE M6^{PV}

Dam: NFS22T81 FARRER T81^{PV}

FARRER M92^{PV}

Selection Indexes	
\$A	\$A-L
\$230	\$389

May 2026 TransTasman Angus Cattle Evaluation

TACE	Dir	Dtr	GL	BWT	200	400	600	MCW	Milk	SS	D t C	CWT	EMA	Rib	P8	RBY	IMF	NFI-F	Doc
EBV	+6.4	-2.3	-4.2	+2.7	+59	+102	+141	+109	+27	+3.4	-5.7	+78	+9.6	+0.7	+0.9	+0.4	+1.0	+0.33	+27
Acc	68%	58%	83%	82%	83%	82%	82%	79%	75%	80%	43%	71%	71%	70%	71%	61%	75%	63%	77%
BRD AVG	+2.5	+3.2	-4.6	+3.8	+52	+94	+121	+103	+18	+2.3	-5.1	+69	+6.9	+0.1	-0.2	+0.4	+2.6	+0.24	+21

Traits Observed: GL,BWT,200WT,600WT,SC,Scan(EMA,Rib,Rump,IMF),Structure(Claw Set x 1, Foot Angle x 1),Genomics

"Smooth skinned bull with extra depth through the girth area and a tight sheath. Good width over the top and through the loin."

STRUCTURAL ASSESSMENT									
F	R	F	R			Muscle	Temp.	Sheath / Navel	
6	6	6	6	5	5	C+	1	5	

Purchaser..... \$.....

Lot 6 FARRER V15^{PV} AMF,CAC,DDF,NHF HBR

Calved: 10/7/2024 **Sex:** M **Ident:** NFS24V15

G A R SURE FIRE^{SV}

Sire: NFS21S46 FARRER S46^{PV}

FARRER M4^{PV}

SITZ STELLAR 726D^{PV}

Dam: NFS22T7 FARRER T7^{PV}

FARRER R51^{PV}

Selection Indexes	
\$A	\$A-L
\$265	\$441

May 2026 TransTasman Angus Cattle Evaluation

TACE	Dir	Dtr	GL	BWT	200	400	600	MCW	Milk	SS	D t C	CWT	EMA	Rib	P8	RBY	IMF	NFI-F	Doc
EBV	+9.3	+10.7	-7.3	+0.4	+54	+103	+135	+98	+28	+2.5	-7.1	+75	+6.3	+1.0	-0.2	-0.4	+4.8	+0.11	+14
Acc	68%	60%	83%	82%	84%	82%	82%	80%	76%	80%	46%	72%	72%	71%	72%	63%	76%	65%	77%
BRD AVG	+2.5	+3.2	-4.6	+3.8	+52	+94	+121	+103	+18	+2.3	-5.1	+69	+6.9	+0.1	-0.2	+0.4	+2.6	+0.24	+21

Traits Observed: BWT,200WT,600WT,SC,Scan(EMA,Rib,Rump,IMF),Structure(Claw Set x 1, Foot Angle x 1),Genomics

"Bull with plenty of depth through the barrel, neck extension and head carriage. Wide from behind with width displaying through the lower thigh."

STRUCTURAL ASSESSMENT									
F	R	F	R			Muscle	Temp.	Sheath / Navel	
6	5	6	6	5	6	C	1	5	

Purchaser..... \$.....

Lot 7 FARRER V25^{PV} AMF,CAF,DDF,NHF HBR

Calved: 1/8/2024 **Sex:** M **Ident:** NFS24V25

SITZ RESILIENT 10208^{PV}

Sire: FAM21S329 STOKMAN SOLUTION S329^{PV}

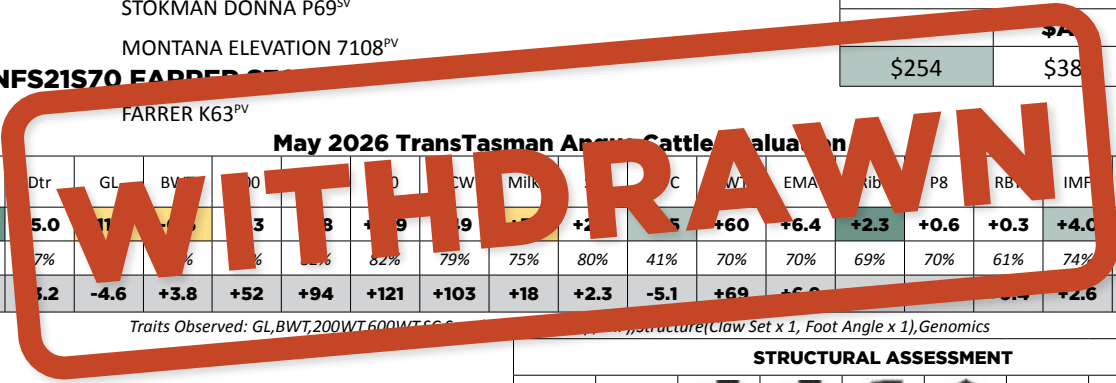
STOKMAN DONNA P69^{SV}

MONTANA ELEVATION 7108^{PV}

Dam: NFS21S70 FARRER S26^{PV}

FARRER K63^{PV}

Selection Indexes	
\$A	\$A-L
\$254	\$38



May 2026 TransTasman Angus Cattle Evaluation

TACE	Dir	Dtr	GL	BWT	200	400	600	MCW	Milk	SS	D t C	CWT	EMA	Rib	P8	RB	IMF	NFI-F	Doc
EBV	+8.3	5.0	11.1	3.3	3.8	+9	+19	+9	+2.3	5	+60	+6.4	+2.3	+0.6	+0.3	+4.0	+0.55	+9	
Acc	70%	77%	83%	83%	82%	82%	80%	75%	80%	41%	70%	70%	69%	70%	61%	74%	61%	78%	
BRD AVG	+2.5	+3.2	-4.6	+3.8	+52	+94	+121	+103	+18	+2.3	-5.1	+69	+6.9	+0.1	-0.2	+0.4	+2.6	+0.24	+21

Traits Observed: GL,BWT,200WT,600WT,SC,Scan(EMA,Rib,Rump,IMF),Structure(Claw Set x 1, Foot Angle x 1),Genomics

“Moderate frame size, with good depth of body and butt profile. Displaying natural thickness throughout.”

STRUCTURAL ASSESSMENT									
F	R	F	R	Side	Top	Muscle	Temp.	Sheath / Navel	
6	5	6	6	5	5	C+	1	5	

Purchaser..... \$.....

Lot 8 FARRER V30^{PV} AMF,CAF,DDF,NHF HBR

Calved: 3/8/2024 **Sex:** M **Ident:** NFS24V30

SITZ RESILIENT 10208^{PV}

Sire: FAM21S329 STOKMAN SOLUTION S329^{PV}

STOKMAN DONNA P69^{SV}

V A R DISCOVERY 2240^{PV}

Dam: NFSP17 FARRER P17^{PV}

FARRER M29^{PV}

Selection Indexes	
\$A	\$A-L
\$279	\$452

May 2026 TransTasman Angus Cattle Evaluation

TACE	Dir	Dtr	GL	BWT	200	400	600	MCW	Milk	SS	D t C	CWT	EMA	Rib	P8	RB	IMF	NFI-F	Doc
EBV	-3.1	+1.4	-6.7	+2.8	+66	+114	+148	+123	+20	+2.1	-8.5	+81	+3.3	+1.4	+0.9	-0.6	+5.2	+0.58	+13
Acc	71%	59%	83%	83%	84%	82%	83%	80%	76%	81%	44%	71%	71%	70%	72%	62%	75%	63%	79%
BRD AVG	+2.5	+3.2	-4.6	+3.8	+52	+94	+121	+103	+18	+2.3	-5.1	+69	+6.9	+0.1	-0.2	+0.4	+2.6	+0.24	+21

Traits Observed: GL,BWT,200WT,600WT,SC,Scan(EMA,Rib,Rump,IMF),Structure(Claw Set x 1, Foot Angle x 1),Genomics

“Bull with good length from hips to pins and displaying width from behind. Deep barrel, good length of body with smooth laid in shoulders.”

STRUCTURAL ASSESSMENT									
F	R	F	R	Side	Top	Muscle	Temp.	Sheath / Navel	
6	6	6	6	5	5	C+	1	5	

Purchaser..... \$.....

Lot 9 FARRER V34^{PV} AMF,CAF,DDF,NHF HBR

Calved: 5/8/2024 **Sex:** M **Ident:** NFS24V34

SITZ RESILIENT 10208^{PV}

Sire: FAM21S329 STOKMAN SOLUTION S329^{PV}

STOKMAN DONNA P69^{SV}

G A R SURE FIRE^{SV}

Dam: NFS21S26 FARRER S26^{PV}

FARRER Q98^{PV}

Selection Indexes	
\$A	\$A-L
\$262	\$410

May 2026 TransTasman Angus Cattle Evaluation

TACE	Dir	Dtr	GL	BWT	200	400	600	MCW	Milk	SS	D t C	CWT	EMA	Rib	P8	RB	IMF	NFI-F	Doc
EBV	+9.3	-1.0	-9.6	+0.5	+55	+100	+121	+76	+23	+4.2	-8.5	+70	+3.7	+1.8	+0.3	+0.1	+3.0	+0.39	+14
Acc	71%	58%	83%	82%	84%	82%	82%	79%	75%	80%	44%	71%	71%	70%	72%	63%	75%	63%	79%
BRD AVG	+2.5	+3.2	-4.6	+3.8	+52	+94	+121	+103	+18	+2.3	-5.1	+69	+6.9	+0.1	-0.2	+0.4	+2.6	+0.24	+21

Traits Observed: GL,BWT,200WT,600WT,SC,Scan(EMA,Rib,Rump,IMF),Structure(Claw Set x 1, Foot Angle x 1),Genomics

“Moderate framed bull with overall depth and capacity.”

STRUCTURAL ASSESSMENT									
F	R	F	R	Side	Top	Muscle	Temp.	Sheath / Navel	
6	5	6	6	5	6	C	1	5	

Purchaser..... \$.....

Lot 10 FARRER V35^{PV} AMF,CAF,DDF,NHF HBR

Calved: 5/8/2024 **Sex:** M **Ident:** NFS24V35

S S NIAGARA Z29^{SV}

Sire: USA18981191 TEHAMA PATRIARCH F028^{PV}

TEHAMA ELITE BLACKBIRD D826[#]

HAZELDEAN LEURA L14^{SV}

Dam: NFS21S81 FARRER S81^{PV}

FARRER N63^{PV}

Selection Indexes	
\$A	\$A-L
\$274	\$454

May 2026 TransTasman Angus Cattle Evaluation

TACE	Dir	Dtr	GL	BWT	200	400	600	MCW	Milk	SS	D t C	CWT	EMA	Rib	P8	RBY	IMF	NFI-F	Doc
EBV	+7.1	+6.2	-7.6	+2.6	+63	+116	+146	+109	+16	+2.7	-6.5	+88	+9.8	-0.5	+0.7	+1.0	+0.1	-0.02	+27
Acc	71%	61%	83%	83%	84%	83%	83%	81%	77%	81%	45%	73%	73%	72%	73%	64%	77%	65%	79%
BRD AVG	+2.5	+3.2	-4.6	+3.8	+52	+94	+121	+103	+18	+2.3	-5.1	+69	+6.9	+0.1	-0.2	+0.4	+2.6	+0.24	+21

Traits Observed: GL,BWT,200WT,600WT,SC,Scan(EMA,Rib,Rump,IMF),Structure(Claw Set x 1, Foot Angle x 1),Genomics

“Moderate framed bull with a deep barrel, good neck extension and head carriage.”

STRUCTURAL ASSESSMENT									
F	R	F	R			Muscle	Temp.	Sheath / Navel	
6	5	6	6	5	6	C+	1	5	

Purchaser..... \$.....

Lot 11 FARRER V40^{PV} AMF,CAF,DDF,NHF HBR

Calved: 6/8/2024 **Sex:** M **Ident:** NFS24V40

BALDRIDGE SR GOALKEEPER^{PV}

Sire: USA20104591 PINE VIEW VEZINA J166^{PV}

MUSGRAVE ROYAL QUEEN 359[#]

HAZELDEAN LEURA L14^{SV}

Dam: NFSR24 FARRER R24^{PV}

FARRER P54^{PV}

Selection Indexes	
\$A	\$A-L
\$291	\$466

May 2026 TransTasman Angus Cattle Evaluation

TACE	Dir	Dtr	GL	BWT	200	400	600	MCW	Milk	SS	D t C	CWT	EMA	Rib	P8	RBY	IMF	NFI-F	Doc
EBV	+5.3	+0.3	-8.0	+4.8	+69	+120	+162	+110	+22	+3.7	-6.6	+102	+7.9	-0.1	+1.0	+0.5	+1.5	-0.21	+22
Acc	67%	56%	83%	82%	83%	82%	82%	79%	75%	80%	42%	71%	70%	70%	71%	61%	75%	63%	77%
BRD AVG	+2.5	+3.2	-4.6	+3.8	+52	+94	+121	+103	+18	+2.3	-5.1	+69	+6.9	+0.1	-0.2	+0.4	+2.6	+0.24	+21

Traits Observed: GL,BWT,200WT,600WT,SC,Scan(EMA,Rib,Rump,IMF),Structure(Claw Set x 1, Foot Angle x 1),Genomics

“Moderate framed bull with natural thickness over the topline and down through the lower thigh. Good neck extension and head carriage.”

STRUCTURAL ASSESSMENT									
F	R	F	R			Muscle	Temp.	Sheath / Navel	
7	6	6	6	6	6	C	1	5	

Purchaser..... \$.....

Lot 12 FARRER V46^{PV} AMF,CAF,DDF,NHF HBR

Calved: 7/8/2024 **Sex:** M **Ident:** NFS24V46

BALDRIDGE SR GOALKEEPER^{PV}

Sire: USA20104591 PINE VIEW VEZINA J166^{PV}

MUSGRAVE ROYAL QUEEN 359[#]

G A R SCALE HOUSE^{PV}

Dam: NFSQ58 FARRER Q58^{PV}

FARRER J28^{PV}

Selection Indexes	
\$A	\$A-L
\$256	\$398

May 2026 TransTasman Angus Cattle Evaluation

TACE	Dir	Dtr	GL	BWT	200	400	600	MCW	Milk	SS	D t C	CWT	EMA	Rib	P8	RBY	IMF	NFI-F	Doc
EBV	+0.2	+1.1	-4.9	+3.6	+59	+98	+122	+90	+21	+2.6	-6.9	+68	+10.2	-1.6	-2.8	+0.7	+3.2	-0.24	+27
Acc	66%	55%	83%	82%	83%	81%	82%	78%	74%	79%	41%	70%	69%	69%	70%	60%	74%	61%	76%
BRD AVG	+2.5	+3.2	-4.6	+3.8	+52	+94	+121	+103	+18	+2.3	-5.1	+69	+6.9	+0.1	-0.2	+0.4	+2.6	+0.24	+21

Traits Observed: GL,BWT,200WT,600WT,SC,Scan(EMA,Rib,Rump,IMF),Structure(Claw Set x 1, Foot Angle x 1),Genomics

“Moderate framed bull with good neck extension and head carriage. Overall depth, muscling and thickness through the lower thigh and over the loin.”

STRUCTURAL ASSESSMENT									
F	R	F	R			Muscle	Temp.	Sheath / Navel	
6	6	6	6	5	5	C+	1	5	

Purchaser..... \$.....

Lot 13 FARRER V48^{PV} AMF,CAF,DDF,NHF HBR

Calved: 7/8/2024 **Sex:** M **Ident:** NFS24V48

S S NIAGARA Z29^{SV}

Sire: USA18981191 **TEHAMA PATRIARCH F028^{PV}**

TEHAMA ELITE BLACKBIRD D826[#]

KNOWLA MANDELA M113^{PV}

Dam: NFS21S94 **FARRER S94^{PV}**

FARRER P51^{PV}

Selection Indexes	
\$A	\$A-L
\$232	\$372

May 2026 TransTasman Angus Cattle Evaluation

TACE	Dir	Dtr	GL	BWT	200	400	600	MCW	Milk	SS	D t C	CWT	EMA	Rib	P8	RBY	IMF	NFI-F	Doc
EBV	+6.9	+6.2	-6.7	+1.9	+48	+85	+100	+58	+18	+4.0	-8.8	+61	+0.8	+0.1	+1.4	-0.7	+2.6	+0.23	+26
Acc	70%	59%	83%	82%	84%	82%	82%	79%	76%	80%	43%	72%	72%	71%	72%	63%	75%	63%	78%
BRD AVG	+2.5	+3.2	-4.6	+3.8	+52	+94	+121	+103	+18	+2.3	-5.1	+69	+6.9	+0.1	-0.2	+0.4	+2.6	+0.24	+21

Traits Observed: GL,BWT,200WT,600WT,SC,Scan(EMA,Rib,Rump,IMF),Structure(Claw Set x 1, Foot Angle x 1),Genomics

“Moderate frame size, with natural thickness, tight sheath and depth of barrel.”

STRUCTURAL ASSESSMENT									
F	R	F	R			Muscle	Temp.	Sheath / Navel	
6	6	6	6	5	6	C	1	5	

Purchaser..... \$.....

Lot 14 FARRER V51^{PV} AMF,CAF,DDF,NHF HBR

Calved: 7/8/2024 **Sex:** M **Ident:** NFS24V51

BALDRIDGE SR GOALKEEPER^{PV}

Sire: USA20104591 **PINE VIEW VEZINA J166^{PV}**

MUSGRAVE ROYAL QUEEN 359[#]

QHF WWA BLACK ONYX 5Q11^{SV}

Dam: NFSQ35 **FARRER Q35^{PV}**

FARRER J93^{SV}

Selection Indexes	
\$A	\$A-L
\$266	\$454

May 2026 TransTasman Angus Cattle Evaluation

TACE	Dir	Dtr	GL	BWT	200	400	600	MCW	Milk	SS	D t C	CWT	EMA	Rib	P8	RBY	IMF	NFI-F	Doc
EBV	+5.4	+4.9	-6.2	+2.6	+71	+120	+161	+127	+24	+3.4	-6.2	+97	+4.7	-2.3	-4.4	-0.3	+4.0	-0.54	+25
Acc	67%	56%	83%	83%	83%	82%	82%	79%	75%	80%	42%	71%	71%	70%	71%	61%	75%	62%	77%
BRD AVG	+2.5	+3.2	-4.6	+3.8	+52	+94	+121	+103	+18	+2.3	-5.1	+69	+6.9	+0.1	-0.2	+0.4	+2.6	+0.24	+21

Traits Observed: BWT,200WT,Scan(IMF),Genomics

“Larger framed bull with good length of body, and natural thickness throughout.”

STRUCTURAL ASSESSMENT									
F	R	F	R			Muscle	Temp.	Sheath / Navel	
6	5	6	6	5	6	C	1	5	

Purchaser..... \$.....

Lot 15 FARRER V52^{PV} AMF,CAF,DDF,NHF HBR

Calved: 7/8/2024 **Sex:** M **Ident:** NFS24V52

BALDRIDGE SR GOALKEEPER^{PV}

Sire: USA20104591 **PINE VIEW VEZINA J166^{PV}**

MUSGRAVE ROYAL QUEEN 359[#]

G A R SURE FIRE^{SV}

Dam: NFS21S15 **FARRER S15^{PV}**

FARRER Q30^{PV}

Selection Indexes	
\$A	\$A-L
\$236	\$378

May 2026 TransTasman Angus Cattle Evaluation

TACE	Dir	Dtr	GL	BWT	200	400	600	MCW	Milk	SS	D t C	CWT	EMA	Rib	P8	RBY	IMF	NFI-F	Doc
EBV	+8.7	+5.6	-6.4	+2.5	+46	+92	+113	+77	+23	+2.5	-5.1	+61	+10.4	+0.4	-0.4	+0.9	+2.9	+0.60	+41
Acc	69%	59%	83%	83%	84%	82%	83%	80%	76%	80%	45%	72%	72%	71%	72%	63%	76%	64%	78%
BRD AVG	+2.5	+3.2	-4.6	+3.8	+52	+94	+121	+103	+18	+2.3	-5.1	+69	+6.9	+0.1	-0.2	+0.4	+2.6	+0.24	+21

Traits Observed: GL,BWT,200WT,600WT,SC,Scan(EMA,Rib,Rump,IMF),Structure(Claw Set x 1, Foot Angle x 1),Genomics

“Smooth skinned bull with a good butt profile, width over the top and carrying down through the lower thigh. Plenty of depth and capacity.”

STRUCTURAL ASSESSMENT									
F	R	F	R			Muscle	Temp.	Sheath / Navel	
6	6	6	6	5	5	c	1	5	

Purchaser..... \$.....

Lot 16 FARRER V57^{PV} AMF,CAF,DDF,NHF HBR

Calved: 8/8/2024 **Sex:** M **Ident:** NFS24V57

SITZ RESILIENT 10208^{PV}

Sire: FAM21S329 STOKMAN SOLUTION S329^{PV}

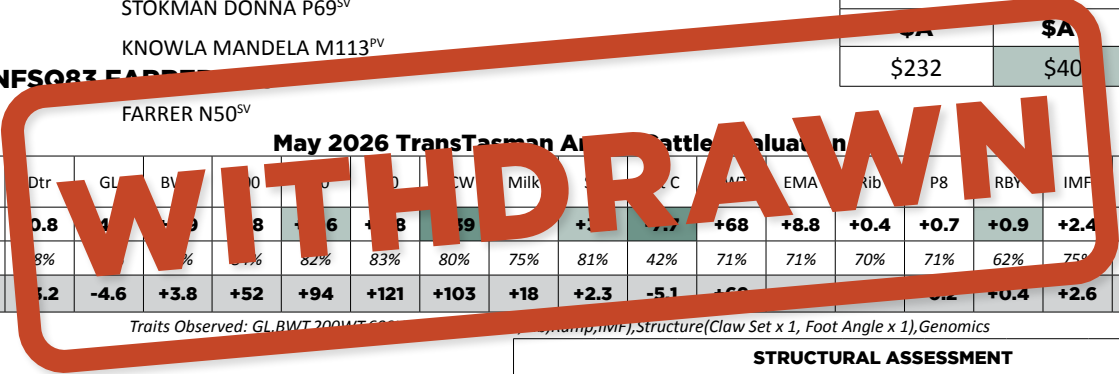
STOKMAN DONNA P69^{SV}

KNOWLA MANDELA M113^{PV}

Dam: NFS083 FARRER V57^{PV}

FARRER N50^{SV}

Selection Indexes	
\$A	\$A-L
\$232	\$40



May 2026 TransTasman Angus Cattle Evaluation

TACE	Dir	Dtr	GL	BWT	200	400	600	MCW	Milk	SS	D t C	CWT	EMA	Rib	P8	RBY	IMF	NFI-F	Doc
EBV	-5.3	0.8	-4.6	+3.8	+52	+94	+121	+103	+18	+2.3	-5.1	+68	+8.8	+0.4	+0.7	+0.9	+2.4	+0.32	+7
Acc	71%	58%	83%	83%	84%	82%	83%	80%	75%	81%	42%	71%	71%	70%	71%	62%	75%	63%	79%
BRD AVG	+2.5	+3.2	-4.6	+3.8	+52	+94	+121	+103	+18	+2.3	-5.1	+68	+8.8	+0.4	+0.7	+0.9	+2.4	+0.32	+7

Traits Observed: GL,BWT,200WT,600WT,SC,Scan(EMA,Rib,Rump,IMF),Structure(Claw Set x 1, Foot Angle x 1),Genomics

“Bull with good length of body, natural thickness and a deep barrel.”

STRUCTURAL ASSESSMENT									
F	R	F	R	Side	Top	Muscle	Temp.	Sheath / Navel	
6	5	6	6	5	6	C	1	5	

Purchaser..... \$.....

Lot 17 FARRER V60^{PV} AMF,CAF,DDF,NHF HBR

Calved: 8/8/2024 **Sex:** M **Ident:** NFS24V60

SITZ RESILIENT 10208^{PV}

Sire: FAM21S329 STOKMAN SOLUTION S329^{PV}

STOKMAN DONNA P69^{SV}

CONNEALY CONSENSUS 7229^{SV}

Dam: NFSL58 FARRER L58^{SV}

FARRER G53^{SV}

Selection Indexes	
\$A	\$A-L
\$211	\$305

May 2026 TransTasman Angus Cattle Evaluation

TACE	Dir	Dtr	GL	BWT	200	400	600	MCW	Milk	SS	D t C	CWT	EMA	Rib	P8	RBY	IMF	NFI-F	Doc
EBV	-3.9	-3.3	-5.8	+3.7	+41	+75	+97	+52	+22	+2.5	-6.4	+49	+7.0	+1.8	+0.7	+0.1	+4.4	+0.61	+20
Acc	71%	58%	83%	83%	84%	82%	83%	80%	75%	81%	43%	71%	71%	71%	72%	62%	75%	63%	79%
BRD AVG	+2.5	+3.2	-4.6	+3.8	+52	+94	+121	+103	+18	+2.3	-5.1	+69	+6.9	+0.1	-0.2	+0.4	+2.6	+0.24	+21

Traits Observed: GL,BWT,200WT,600WT,SC,Scan(EMA,Rib,Rump,IMF),Structure(Claw Set x 1, Foot Angle x 1),Genomics

“Long bodied bull with good neck extension, head carriage and a tight sheath. Good butt profile and width through the lower thigh.”

STRUCTURAL ASSESSMENT									
F	R	F	R	Side	Top	Muscle	Temp.	Sheath / Navel	
6	5	6	6	5	5	C+	1	5	

Purchaser..... \$.....

Lot 18 FARRER V63^{PV} AMF,CAF,DDF,NHF HBR

Calved: 9/8/2024 **Sex:** M **Ident:** NFS24V63

S S NIAGARA Z29^{SV}

Sire: USA18981191 TEHAMA PATRIARCH F028^{PV}

TEHAMA ELITE BLACKBIRD D826[#]

G A R SCALE HOUSE^{PV}

Dam: NFSR36 FARRER R36^{PV}

FARRER K63^{PV}

Selection Indexes	
\$A	\$A-L
\$240	\$357

May 2026 TransTasman Angus Cattle Evaluation

TACE	Dir	Dtr	GL	BWT	200	400	600	MCW	Milk	SS	D t C	CWT	EMA	Rib	P8	RBY	IMF	NFI-F	Doc
EBV	+7.8	+5.9	-4.3	+1.5	+48	+84	+100	+45	+28	+2.1	-5.5	+63	+6.2	-1.0	-0.7	+0.0	+3.9	+0.15	+11
Acc	71%	60%	83%	83%	84%	82%	83%	80%	77%	81%	45%	72%	72%	71%	72%	63%	76%	64%	79%
BRD AVG	+2.5	+3.2	-4.6	+3.8	+52	+94	+121	+103	+18	+2.3	-5.1	+69	+6.9	+0.1	-0.2	+0.4	+2.6	+0.24	+21

Traits Observed: GL,BWT,200WT,600WT,SC,Scan(EMA,Rib,Rump,IMF),Structure(Claw Set x 1, Foot Angle x 1),Genomics

“Smooth skinned bull with a moderate growth pattern. Natural thickness throughout with a good butt shape.”

STRUCTURAL ASSESSMENT									
F	R	F	R	Side	Top	Muscle	Temp.	Sheath / Navel	
6	5	6	6	5	5	C+	1	4	

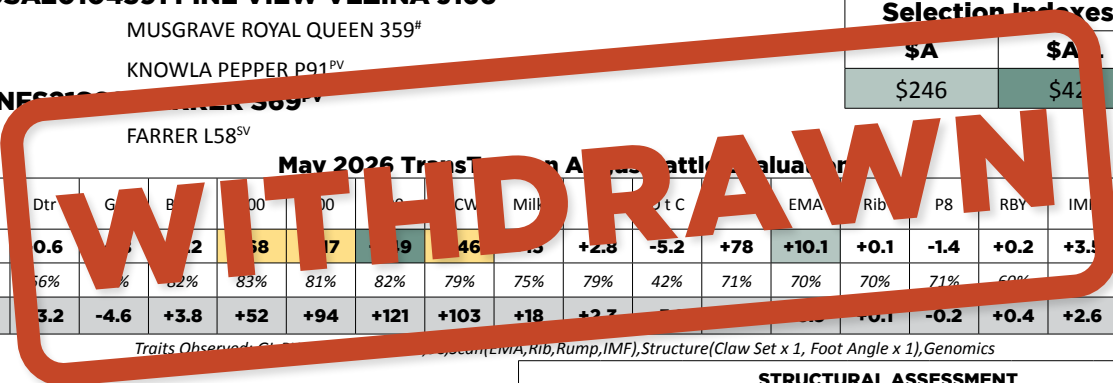
Purchaser..... \$.....

Lot 19 FARRER V70 PV AMF,CAF,DDF,NHF HBR

Calved: 10/8/2024 **Sex:** M **Ident:** NFS24V70

BALDRIDGE SR GOALKEEPER^{PV}
Sire: USA20104591 PINE VIEW VEZINA J166^{PV}
 MUSGRAVE ROYAL QUEEN 359[#]
 KNOWLA PEPPER P91^{PV}
Dam: NFS21S10 FARRER S10^{PV}
 FARRER L58^{SV}

Selection Indexes	
\$A	\$A-L
\$246	\$427



May 2026 TransTasman Angus Cattle Evaluation

TACE	Dir	Dtr	GL	BWT	200	400	600	MCW	Milk	SS	D t C	CWT	EMA	Rib	P8	RBY	IMF	NFI-F	Doc
EBV	+0.8	+0.6	-4.7	+2.7	+68	+117	+151	+143	+26	+3.3	-4.8	+77	+4.7	+1.8	-0.1	-0.2	+3.5	+0.30	+25
Acc	67%	56%	83%	82%	83%	82%	82%	79%	75%	80%	44%	71%	70%	70%	71%	62%	75%	63%	77%
BRD AVG	+2.5	+3.2	-4.6	+3.8	+52	+94	+121	+103	+18	+2.3	-5.1	+69	+6.9	+0.1	-0.2	+0.4	+2.6	+0.24	+21

Traits Observed: GL,BWT,200WT,600WT,SC,Scan(EMA,Rib,Rump,IMF),Structure(Claw Set x 1, Foot Angle x 1),Genomics

"Smooth skinned bull with good neck extension and head carriage. A good butt profile displaying a deep body, tight sheath, width from behind and thickness over the topline."

STRUCTURAL ASSESSMENT									
F	R	F	R	Side	Top	Muscle	Temp.	Sheath / Navel	
6	5	6	6	5	5	C+	1	5	

Purchaser..... \$.....

Lot 20 FARRER V71 PV AMF,CAF,DDF,NHF HBR

Calved: 11/8/2024 **Sex:** M **Ident:** NFS24V71

BALDRIDGE SR GOALKEEPER^{PV}
Sire: USA20104591 PINE VIEW VEZINA J166^{PV}
 MUSGRAVE ROYAL QUEEN 359[#]
 V A R DISCOVERY 2240^{PV}
Dam: NFSP50 FARRER P50^{SV}
 FARRER G40^{SV}

Selection Indexes	
\$A	\$A-L
\$229	\$427

May 2026 TransTasman Angus Cattle Evaluation

TACE	Dir	Dtr	GL	BWT	200	400	600	MCW	Milk	SS	D t C	CWT	EMA	Rib	P8	RBY	IMF	NFI-F	Doc
EBV	+6.0	+7.4	-4.7	+2.7	+60	+116	+151	+143	+26	+3.3	-4.8	+77	+4.7	+1.8	-0.1	-0.2	+3.5	+0.30	+25
Acc	68%	59%	83%	82%	83%	82%	82%	79%	75%	80%	44%	71%	71%	70%	71%	62%	75%	63%	77%
BRD AVG	+2.5	+3.2	-4.6	+3.8	+52	+94	+121	+103	+18	+2.3	-5.1	+69	+6.9	+0.1	-0.2	+0.4	+2.6	+0.24	+21

Traits Observed: GL,BWT,200WT,600WT,SC,Scan(EMA,Rib,Rump,IMF),Structure(Claw Set x 1, Foot Angle x 1),Genomics

"Larger framed bull with good length of body and a tight sheath."

STRUCTURAL ASSESSMENT									
F	R	F	R	Side	Top	Muscle	Temp.	Sheath / Navel	
6	5	6	6	6	6	C+	1	5	

Purchaser..... \$.....

Lot 21 FARRER V76 PV AMF,CAF,DDF,NHF HBR

Calved: 12/8/2024 **Sex:** M **Ident:** NFS24V76

BALDRIDGE SR GOALKEEPER^{PV}
Sire: USA20104591 PINE VIEW VEZINA J166^{PV}
 MUSGRAVE ROYAL QUEEN 359[#]
 G A R SURE FIRE^{SV}
Dam: NFS21S10 FARRER S10^{PV}
 FARRER Q38^{PV}

Selection Indexes	
\$A	\$A-L
\$266	\$449

May 2026 TransTasman Angus Cattle Evaluation

TACE	Dir	Dtr	GL	BWT	200	400	600	MCW	Milk	SS	D t C	CWT	EMA	Rib	P8	RBY	IMF	NFI-F	Doc
EBV	+7.3	+5.1	-4.1	+2.9	+66	+117	+155	+129	+22	+3.7	-3.5	+86	+12.8	+0.1	-0.5	+0.8	+3.1	+0.29	+39
Acc	69%	58%	83%	83%	84%	82%	82%	80%	76%	80%	45%	72%	71%	71%	72%	63%	75%	64%	78%
BRD AVG	+2.5	+3.2	-4.6	+3.8	+52	+94	+121	+103	+18	+2.3	-5.1	+69	+6.9	+0.1	-0.2	+0.4	+2.6	+0.24	+21

Traits Observed: GL,BWT,200WT,600WT,Scan(EMA,Rib,IMF),Structure(Claw Set x 1, Foot Angle x 1),Genomics

"Smooth skinned, deep bodied bull. Good neck extension and head carriage. Displaying overall muscling, wide over the top and thick through the lower stifle area."

STRUCTURAL ASSESSMENT									
F	R	F	R	Side	Top	Muscle	Temp.	Sheath / Navel	
6	6	6	6	5	5	C+	1	5	

Purchaser..... \$.....



LOT 3 NFS24V7



LOT 5 NFS24V13



LOT 8 NFS24V30



LOT 12 NFS24V46





LOT 23 NFS24V79



LOT 24 NFS24V85

Lot 22 FARRER V77^{PV} AMF,CAF,DDF,NHF HBR

Calved: 12/8/2024

Sex: M

Ident: NFS24V77

S S NIAGARA Z29^{SV}

Sire: USA18981191 TEHAMA PATRIARCH F028^{PV}

TEHAMA ELITE BLACKBIRD D826[#]

MONTANA ELEVATION 7108^{PV}

Dam: NFS21S4 FARRER S4^{PV}

FARRER Q91^{PV}

Selection Indexes	
\$A	\$A-L
\$263	\$427

May 2026 TransTasman Angus Cattle Evaluation

TACE	Dir	Dtr	GL	BWT	200	400	600	MCW	Milk	SS	D t C	CWT	EMA	Rib	P8	RBY	IMF	NFI-F	Doc
EBV	+6.5	+4.9	-6.4	+2.0	+69	+114	+138	+100	+24	+1.2	-4.9	+88	+7.0	+0.1	+1.0	-0.5	+2.3	-0.06	+37
Acc	70%	59%	83%	82%	84%	82%	82%	80%	76%	80%	43%	71%	71%	71%	71%	62%	75%	62%	78%
BRD AVG	+2.5	+3.2	-4.6	+3.8	+52	+94	+121	+103	+18	+2.3	-5.1	+69	+6.9	+0.1	-0.2	+0.4	+2.6	+0.24	+21

Traits Observed: GL,BWT,200WT,600WT,SC,Scan(EMA,IMF),Structure(Claw Set x 1, Foot Angle x 1),Genomics

"Bull with a moderate frame size, good neck extension, head carriage and a sirey outlook. Plenty of depth of barrel and thickness throughout."

STRUCTURAL ASSESSMENT									
F	R	F	R			Muscle	Temp.	Sheath / Navel	
6	5	6	6	5	5	C+	1	5	

Purchaser..... \$.....

Lot 23 FARRER V79^{PV} AMF,CAF,DDF,NHF HBR

Calved: 13/8/2024

Sex: M

Ident: NFS24V79

BALDRIDGE SR GOALKEEPER^{PV}

Sire: USA20104591 PINE VIEW VEZINA J166^{PV}

MUSGRAVE ROYAL QUEEN 359[#]

PATHFINDER COMPLETE K22^{SV}

Dam: NFSP53 FARRER P53^{PV}

FARRER H032 H32^{SV}

Selection Indexes	
\$A	\$A-L
\$202	\$340

May 2026 TransTasman Angus Cattle Evaluation

TACE	Dir	Dtr	GL	BWT	200	400	600	MCW	Milk	SS	D t C	CWT	EMA	Rib	P8	RBY	IMF	NFI-F	Doc
EBV	+4.3	+1.6	-5.7	+3.5	+56	+95	+130	+93	+28	+2.8	-3.5	+68	+2.8	+0.7	+2.1	-0.6	+2.4	-0.39	+32
Acc	67%	56%	83%	82%	83%	81%	82%	79%	75%	80%	43%	71%	70%	70%	71%	62%	75%	63%	77%
BRD AVG	+2.5	+3.2	-4.6	+3.8	+52	+94	+121	+103	+18	+2.3	-5.1	+69	+6.9	+0.1	-0.2	+0.4	+2.6	+0.24	+21

Traits Observed: GL,BWT,200WT,600WT,SC,Scan(EMA,Rib,Rump,IMF),Structure(Claw Set x 1, Foot Angle x 1),Genomics

"Moderate frame size, good neck extension and head carriage, smooth skin and shoulders. Good thickness throughout the body and width down through the lower thigh, displaying a good butt profile."

STRUCTURAL ASSESSMENT									
F	R	F	R			Muscle	Temp.	Sheath / Navel	
6	6	6	6	5	5	C+	1	5	

Purchaser..... \$.....

Lot 24 FARRER V85^{PV} AMF,CAF,DDF,NHF HBR

Calved: 15/8/2024

Sex: M

Ident: NFS24V85

BALDRIDGE SR GOALKEEPER^{PV}

Sire: USA20104591 PINE VIEW VEZINA J166^{PV}

MUSGRAVE ROYAL QUEEN 359[#]

TOPBOS LEADING EDGE L292^{PV}

Dam: NFSP22 FARRER P22^{PV}

FARRER M28^{PV}

Selection Indexes	
\$A	\$A-L
\$250	\$414

May 2026 TransTasman Angus Cattle Evaluation

TACE	Dir	Dtr	GL	BWT	200	400	600	MCW	Milk	SS	D t C	CWT	EMA	Rib	P8	RBY	IMF	NFI-F	Doc
EBV	+8.9	+7.1	-2.7	+1.8	+58	+104	+135	+97	+25	+2.8	-5.5	+73	+6.7	+0.4	+0.9	-0.3	+3.2	+0.33	+28
Acc	66%	55%	82%	82%	83%	81%	81%	78%	74%	79%	42%	70%	70%	69%	70%	60%	74%	62%	76%
BRD AVG	+2.5	+3.2	-4.6	+3.8	+52	+94	+121	+103	+18	+2.3	-5.1	+69	+6.9	+0.1	-0.2	+0.4	+2.6	+0.24	+21

Traits Observed: GL,BWT,200WT,600WT,SC,Scan(EMA,Rib,Rump,IMF),Structure(Claw Set x 1, Foot Angle x 1),Genomics

"Smooth skinned bull with a deep chest and capacity throughout the barrel. Good butt profile and width throughout."

STRUCTURAL ASSESSMENT									
F	R	F	R			Muscle	Temp.	Sheath / Navel	
6	6	6	6	5	5	C	1	5	

Purchaser..... \$.....

Lot 25 FARRER V88^{PV} AMF,CAF,DDF,NHF HBR

Calved: 17/8/2024 **Sex:** M **Ident:** NFS24V88

S S NIAGARA Z29^{SV}

Sire: USA18981191 TEHAMA PATRIARCH F028^{PV}

TEHAMA ELITE BLACKBIRD D826[#]

LANDFALL KEYSTONE K132^{PV}

Dam: NFS21S74 FARRER S74^{PV}

FARRER P20^{PV}

Selection Indexes	
\$A	\$A-L
\$198	\$404

May 2026 TransTasman Angus Cattle Evaluation

TACE	Dir	Dtr	GL	BWT	200	400	600	MCW	Milk	SS	D t C	CWT	EMA	Rib	P8	RBY	IMF	NFI-F	Doc
EBV	+9.4	+7.5	-3.7	+2.2	+69	+123	+161	+161	+14	+2.0	-3.8	+104	+3.7	+0.1	-2.7	+0.3	-0.5	-0.14	+25
Acc	72%	62%	84%	83%	84%	83%	83%	81%	77%	81%	47%	73%	73%	72%	73%	64%	76%	64%	79%
BRD AVG	+2.5	+3.2	-4.6	+3.8	+52	+94	+121	+103	+18	+2.3	-5.1	+69	+6.9	+0.1	-0.2	+0.4	+2.6	+0.24	+21

Traits Observed: GL,BWT,200WT,600WT,SC,Scan(EMA,Rib,Rump,IMF),Structure(Claw Set x 1, Foot Angle x 1),Genomics

“Long bodied bull with plenty of neck extension and sirey outlook. Good depth of barrel with natural thickness over the top and width from behind.”

STRUCTURAL ASSESSMENT									
F	R	F	R			Muscle	Temp.	Sheath / Navel	
6	5	6	6	5	5	C	1	5	

Purchaser..... \$.....

Lot 26 FARRER V91^{PV} AMF,CAF,DDF,NHF HBR

Calved: 28/8/2024 **Sex:** M **Ident:** NFS24V91

QHF WWA BLACK ONYX 5Q11^{SV}

Sire: NFSQ67 FARRER Q67^{PV}

FARRER H036 H36^{SV}

HAZELDEAN LEURA L14^{SV}

Dam: NFS21S38 FARRER S38^{PV}

FARRER Q94^{PV}

Selection Indexes	
\$A	\$A-L
\$217	\$352

May 2026 TransTasman Angus Cattle Evaluation

TACE	Dir	Dtr	GL	BWT	200	400	600	MCW	Milk	SS	D t C	CWT	EMA	Rib	P8	RBY	IMF	NFI-F	Doc
EBV	+4.8	+3.7	-7.6	+1.9	+49	+88	+125	+79	+31	+3.3	-5.5	+68	+6.2	-3.4	-3.3	+0.4	+3.2	+0.12	+27
Acc	65%	56%	82%	82%	83%	81%	82%	79%	75%	79%	43%	71%	70%	70%	71%	61%	75%	63%	75%
BRD AVG	+2.5	+3.2	-4.6	+3.8	+52	+94	+121	+103	+18	+2.3	-5.1	+69	+6.9	+0.1	-0.2	+0.4	+2.6	+0.24	+21

Traits Observed: BWT,200WT,600WT,SC,Scan(EMA,Rib,Rump,IMF),Structure(Claw Set x 1, Foot Angle x 1),Genomics

“Larger framed bull with extra length of body and capacity. Moderate muscle pattern throughout the topline and lower thigh.”

STRUCTURAL ASSESSMENT									
F	R	F	R			Muscle	Temp.	Sheath / Navel	
6	5	6	6	5	6	C	1	5	

Purchaser..... \$.....

Lot 27 FARRER V92^{PV} AMF,CAF,DDF,NHF HBR

Calved: 30/8/2024 **Sex:** M **Ident:** NFS24V92

QHF WWA BLACK ONYX 5Q11^{SV}

Sire: NFSQ67 FARRER Q67^{PV}

FARRER H036 H36^{SV}

G A R PHOENIX^{PV}

Dam: NFSR51 FARRER R51^{PV}

FARRER L60^{SV}

Selection Indexes	
\$A	\$A-L
\$249	\$421

May 2026 TransTasman Angus Cattle Evaluation

TACE	Dir	Dtr	GL	BWT	200	400	600	MCW	Milk	SS	D t C	CWT	EMA	Rib	P8	RBY	IMF	NFI-F	Doc
EBV	+4.7	+7.6	-6.3	+3.5	+61	+109	+151	+110	+26	+2.7	-5.5	+95	+5.6	-0.9	-1.2	-0.7	+4.2	-0.17	+13
Acc	67%	58%	83%	82%	84%	82%	82%	80%	76%	80%	45%	72%	71%	71%	72%	62%	76%	64%	77%
BRD AVG	+2.5	+3.2	-4.6	+3.8	+52	+94	+121	+103	+18	+2.3	-5.1	+69	+6.9	+0.1	-0.2	+0.4	+2.6	+0.24	+21

Traits Observed: BWT,200WT,600WT,SC,Scan(EMA,Rib,Rump,IMF),Structure(Claw Set x 1, Foot Angle x 1),Genomics

“Long bodied bull with a tight sheath, capacity through the girth and good overall muscling.”

STRUCTURAL ASSESSMENT									
F	R	F	R			Muscle	Temp.	Sheath / Navel	
6	5	6	6	6	6	C	1	5	

Purchaser..... \$.....

Lot 28 FARRER V95^{PV} AMF,CAF,DDF,NHF HBR

Calved: 2/9/2024 **Sex:** M **Ident:** NFS24V95

G A R SURE FIRE^{SV}
Sire: NFS21S46 FARRER S46^{PV}
 FARRER M4^{PV}
 KNOWLA PEPPER P91^{PV}
Dam: NFS21S48 FARRER S48^{PV}
 FARRER P77^{PV}

Selection Indexes	
\$A	\$A-L
\$249	\$441

May 2026 TransTasman Angus Cattle Evaluation

TACE	Dir	Dtr	GL	BWT	200	400	600	MCW	Milk	SS	D t C	CWT	EMA	Rib	P8	RBY	IMF	NFI-F	Doc
EBV	+4.3	+7.5	-5.3	+2.7	+55	+104	+138	+127	+24	+3.7	-8.4	+71	+4.6	+0.3	-0.2	-0.1	+3.9	+0.24	+38
Acc	67%	58%	82%	82%	83%	81%	82%	79%	76%	79%	46%	72%	71%	70%	72%	62%	76%	65%	77%
BRD AVG	+2.5	+3.2	-4.6	+3.8	+52	+94	+121	+103	+18	+2.3	-5.1	+69	+6.9	+0.1	-0.2	+0.4	+2.6	+0.24	+21

Traits Observed: BWT,200WT,600WT,SC,Scan(EMA,Rib,Rump,IMF),Structure(Claw Set x 1, Foot Angle x 1),Genomics

“Moderated framed bull with a strong topline, smooth shoulders and good overall thickness.”

STRUCTURAL ASSESSMENT									
F	R	F	R			Muscle	Temp.	Sheath / Navel	
5	5	6	6	5	6	C	1	4	

Purchaser..... \$.....

Lot 29 FARRER V97^{PV} AMF,CAF,DDF,NHF HBR

Calved: 2/9/2024 **Sex:** M **Ident:** NFS24V97

G A R SURE FIRE^{SV}
Sire: NFS21S46 FARRER S46^{PV}
 FARRER M4^{PV}
 KNOWLA MANDELA M113^{PV}
Dam: NFSQ14 FARRER Q14^{PV}
 FARRER N38^{PV}

Selection Indexes	
\$A	\$A-L
\$224	\$404

May 2026 TransTasman Angus Cattle Evaluation

TACE	Dir	Dtr	GL	BWT	200	400	600	MCW	Milk	SS	D t C	CWT	EMA	Rib	P8	RBY	IMF	NFI-F	Doc
EBV	-3.2	+0.2	-5.1	+6.2	+68	+121	+162	+146	+21	+5.8	-5.8	+95	+7.8	-1.9	-1.9	+0.9	+0.5	-0.33	+36
Acc	67%	59%	82%	82%	83%	81%	82%	79%	76%	79%	45%	71%	71%	70%	72%	62%	75%	64%	77%
BRD AVG	+2.5	+3.2	-4.6	+3.8	+52	+94	+121	+103	+18	+2.3	-5.1	+69	+6.9	+0.1	-0.2	+0.4	+2.6	+0.24	+21

Traits Observed: BWT,200WT,600WT,SC,Scan(EMA,Rib,Rump,IMF),Structure(Claw Set x 1, Foot Angle x 1),Genomics

“Bull displaying a good frame size, length of body and a tight sheath.Good muscle pattern with width throughout the topline and lower thigh.”

STRUCTURAL ASSESSMENT									
F	R	F	R			Muscle	Temp.	Sheath / Navel	
6	5	6	6	5	6	C	1	5	

Purchaser..... \$.....

Lot 30 FARRER V98^{PV} AMF,CAF,DDF,NHF HBR

Calved: 4/9/2024 **Sex:** M **Ident:** NFS24V98

QHF WWA BLACK ONYX 5Q11^{SV}
Sire: NFSQ67 FARRER Q67^{PV}
 FARRER H036 H36^{SV}
 KNOWLA MANDELA M113^{PV}
Dam: NFSQ17 FARRER Q17^{PV}
 FARRER N111^{DV}

Selection Indexes	
\$A	\$A-L
\$202	\$327

May 2026 TransTasman Angus Cattle Evaluation

TACE	Dir	Dtr	GL	BWT	200	400	600	MCW	Milk	SS	D t C	CWT	EMA	Rib	P8	RBY	IMF	NFI-F	Doc
EBV	+7.7	+7.5	-5.5	+1.4	+44	+82	+118	+62	+28	+2.7	-4.2	+67	+4.6	+2.2	+2.9	-0.5	+2.2	+0.18	+8
Acc	65%	56%	82%	82%	83%	81%	82%	79%	75%	79%	42%	71%	70%	71%	61%	74%	62%	75%	
BRD AVG	+2.5	+3.2	-4.6	+3.8	+52	+94	+121	+103	+18	+2.3	-5.1	+69	+6.9	+0.1	-0.2	+0.4	+2.6	+0.24	+21

Traits Observed: BWT,200WT,600WT,SC,Scan(EMA,IMF),Structure(Claw Set x 1, Foot Angle x 1),Genomics

“Growthy bull with good length of body and muscle shape. Smooth through the shoulders with a tight sheath and plenty of overall capacity.”

STRUCTURAL ASSESSMENT									
F	R	F	R			Muscle	Temp.	Sheath / Navel	
6	6	6	6	5	6	C	1	4	

Purchaser..... \$.....

Lot 31 FARRER V99 PV AMF,CAF,DDF,NHF HBR

Calved: 6/9/2024 **Sex:** M **Ident:** NFS24V99

G A R SURE FIRE^{SV}
Sire: NFS21S46 FARRER S46^{PV}
 FARRER M4^{PV}
 V A R DISCOVERY 2240^{PV}
Dam: NFSP65 FARRER P65^{PV}
 FARRER K11^{PV}

Selection Indexes	
\$A	\$A-L
\$208	\$358

May 2026 TransTasman Angus Cattle Evaluation

TACE	Dir	Dtr	GL	BWT	200	400	600	MCW	Milk	SS	D t C	CWT	EMA	Rib	P8	RBV	IMF	NFI-F	Doc
EBV	+5.4	+2.2	-6.1	+4.5	+56	+95	+119	+103	+17	+2.3	-4.4	+66	+7.8	-1.3	-3.6	+0.5	+2.6	-0.47	+23
Acc	68%	60%	83%	82%	83%	82%	82%	80%	76%	80%	47%	72%	72%	71%	72%	63%	76%	65%	77%
BRD AVG	+2.5	+3.2	-4.6	+3.8	+52	+94	+121	+103	+18	+2.3	-5.1	+69	+6.9	+0.1	-0.2	+0.4	+2.6	+0.24	+21

Traits Observed: BWT,200WT,600WT,SC,Scan(EMA,Rib,Rump,IMF),Structure(Claw Set x 1, Foot Angle x 1),Genomics

"Growthy bull with good length of body, neck extension and head carriage whilst maintaining muscularity and shape."

STRUCTURAL ASSESSMENT									
F	R	F	R			Muscle	Temp.	Sheath / Navel	
6	5	6	6	5	6	C	1	5	

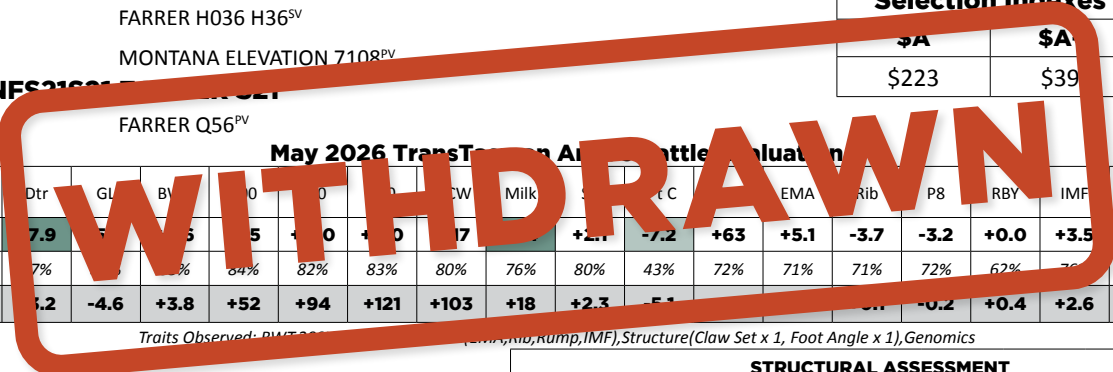
Purchaser..... \$.....

Lot 32 FARRER V101 PV AMF,CAF,DDF,NHF HBR

Calved: 10/9/2024 **Sex:** M **Ident:** NFS24V101

QHF WWA BLACK ONYX 5Q11^{SV}
Sire: NFSQ67 FARRER Q67^{PV}
 FARRER H036 H36^{SV}
 MONTANA ELEVATION 7108^{PV}
Dam: NFS21S46 FARRER S46^{PV}
 FARRER Q56^{PV}

Selection Indexes	
\$A	\$A-L
\$223	\$39



May 2026 TransTasman Angus Cattle Evaluation

TACE	Dir	Dtr	GL	BWT	200	400	600	MCW	Milk	SS	D t C	CWT	EMA	Rib	P8	RBV	IMF	NFI-F	Doc
EBV	+1.4	-7.9	-5.5	+5	+5	+0	+0	+17	+2.1	-7.2	+63	+5.1	-3.7	-3.2	+0.0	+3.5	-0.33	+36	
Acc	67%	77%	82%	84%	82%	83%	80%	76%	80%	43%	72%	71%	71%	72%	62%	76%	64%	76%	
BRD AVG	+2.5	+3.2	-4.6	+3.8	+52	+94	+121	+103	+18	+2.3	-5.1	+69	+6.9	+0.1	-0.2	+0.4	+2.6	+0.24	+21

Traits Observed: BWT,200WT,600WT,SC,Scan(EMA,Rib,Rump,IMF),Structure(Claw Set x 1, Foot Angle x 1),Genomics

"Bull with plenty of length of body, depth of barrel and natural thickness throughout."

STRUCTURAL ASSESSMENT									
F	R	F	R			Muscle	Temp.	Sheath / Navel	
6	5	6	6	6	6	C	1	5	

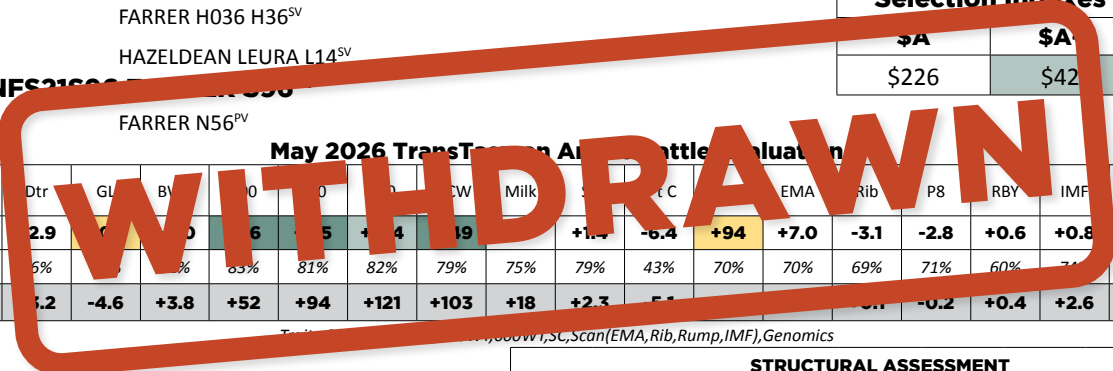
Purchaser..... \$.....

Lot 33 FARRER V102 PV AMF,CAF,DDF,NHF HBR

Calved: 17/9/2024 **Sex:** M **Ident:** NFS24V102

QHF WWA BLACK ONYX 5Q11^{SV}
Sire: NFSQ67 FARRER Q67^{PV}
 FARRER H036 H36^{SV}
 HAZELDEAN LEURA L14^{SV}
Dam: NFS21S46 FARRER S46^{PV}
 FARRER N56^{PV}

Selection Indexes	
\$A	\$A-L
\$226	\$42



May 2026 TransTasman Angus Cattle Evaluation

TACE	Dir	Dtr	GL	BWT	200	400	600	MCW	Milk	SS	D t C	CWT	EMA	Rib	P8	RBV	IMF	NFI-F	Doc
EBV	+2.8	-2.9	-5.5	+6	+5	+4	+19	+17	+1.7	-6.4	+94	+7.0	-3.1	-2.8	+0.6	+0.8	-0.85	+24	
Acc	65%	65%	82%	83%	81%	82%	79%	75%	79%	43%	70%	70%	69%	71%	60%	74%	62%	75%	
BRD AVG	+2.5	+3.2	-4.6	+3.8	+52	+94	+121	+103	+18	+2.3	-5.1	+69	+6.9	+0.1	-0.2	+0.4	+2.6	+0.24	+21

Traits Observed: BWT,200WT,600WT,SC,Scan(EMA,Rib,Rump,IMF),Genomics

"Long bodied bull with depth of chest and girth area, tight sheath and natural thickness throughout the topline and rear."

STRUCTURAL ASSESSMENT									
F	R	F	R			Muscle	Temp.	Sheath / Navel	
6	5	6	6	6	6	C	1	5	

Purchaser..... \$.....

STANDARDS - WARRANTIES

VOLUNTARY WARRANTIES for bulls, females and embryos. Recommended for use by Angus Australia members selling at auction or by private treaty. Version 5 as at October 13, 2008.

BULLS

1) The seller warrants that:

1. Bulls (except for bull calves at foot with their dam) are fertile and capable of natural service within 6 months of date of sale to the purchaser ("**Warranty Period**"); and
2. Bulls are of the parentage catalogued.

2) The seller will credit or refund the purchase price of bulls (excluding any costs and expenses of the purchaser in taking delivery):

1. Where the purchaser claims a bull is infertile, upon the purchaser submitting a veterinary report after the expiration of the Warranty Period stating that the bull is infertile or incapable of natural service, and a Statutory Declaration by the purchaser to the effect that the substance of the report is true and correct. The veterinarian must state that in his/her opinion there is no evidence that the bull has suffered any injury or illness during the Warranty Period which could have affected his breeding ability. The veterinary report and Statutory Declaration must be forwarded to the seller within 14 days of the Warranty Period expiring. Any refund payable by the seller will be made within 21 days following the receipt by the seller of the veterinary report and Statutory Declaration.
2. Where the purchaser claims the bull is not of the parentage catalogued, upon the purchaser submitting a DNA test or blood test within the Warranty Period indicating that the animal is not of stated parentage.
3. Where the term "credit" is used means the giving by the seller to the purchaser of a sum equivalent to the amount of the purchase price for use by the purchaser only in relation to the purchaser from the seller of another bull.

3) The purchaser acknowledges that the purchaser does not rely and it is unreasonable for the purchaser to rely on the skill or judgment of the seller as to whether the bulls supplied are reasonably fit for any purpose for which they are being acquired.

Disclaimer of Warranties

The seller makes no representations or warranties regarding the state, quality or condition of the bulls offered for sale or sold. The Trade Practices Act, 1974 (Cth) and certain corresponding State Legislation imply terms, conditions and warranties into some contracts for the supply of goods and services and prohibit the exclusion, restriction and modification of such terms ("**Prescribed Terms**"). Except as provided by the Prescribed Terms all terms, conditions and warranties express or implied by custom, law or statute in any way relating to the state, quality or condition of the bulls offered for sale or sold are hereby excluded.

Limitation of Liability

Except as provided by the Prescribed Terms, the seller shall not be liable for any indirect, incidental, special and/or consequential damages including but not limited to loss of profits arising out of any reliance by the purchaser on the information or content set out in this sale catalogue and/or the quality or condition of the bulls offered for sale or sold.

To the maximum extent permitted by law the seller's liability for breach of any Prescribed Term is limited at the option of the seller to:

- i. The replacement of the bull; or
- ii. The supply of an equivalent bull; or
- iii. The payment of the cost of replacing the bull or acquiring an equivalent bull.

BEEFCLASS STRUCTURAL ASSESSMENT

How to use:

The Beef Class Structural Assessment System uses a 1-9 scoring system for feet and leg structure:

- A score of 5 is ideal
- 4 and 6 show slight variation from ideal, but this includes most animals. Any animal scoring 4 and 6 would be acceptable in any breeding program
- 3 and 7 shows greater variation, but would be acceptable in most commercial breeding programs, however seedstock producers should be wary
- 2 and 8 are low scoring animals and should be looked at carefully before purchasing

A 1-5 scoring system is used for sheath attachment. For feet and leg assessment, animals need to be on a hard, flat and even surface where animal can move/stand naturally.

Traits: Scoring Description

	SCORING RANGE	DESCRIPTION
FRONT FEET CLAW SET	1 - 9	1 - open divergent; 5 - good; 9 - extreme scissor claw
REAR FEET CLAW SET	1 - 9	1 - open divergent; 5 - good; 9 - extreme scissor claw



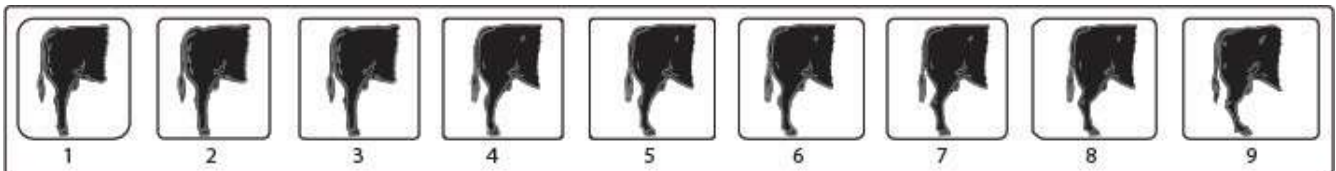
Reference: Shape (primarily curl) and evenness of the claw set.

	SCORING RANGE	DESCRIPTION
FRONT FEET ANGLE	1 - 9	1 - steep (stubbed toe); 5 - good; 9 - shallow heel
REAR FEET ANGLE	1 - 9	1 - steep (stubbed toe); 5 - good; 9 - shallow heel



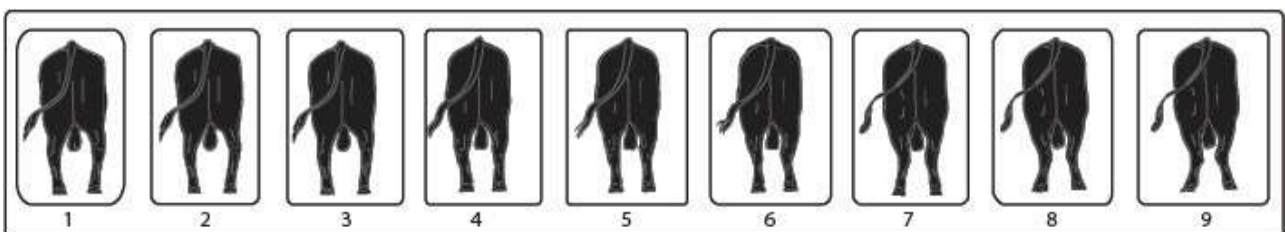
Reference: Strength of pastern, depth of heel and length of foot.

	SCORING RANGE	DESCRIPTION
REAR LEGS SIDE VIEW	1 - 9	1 - straight (post legged); 5 - good; 9 - sickle hocked



Reference: Angle measured at the front of the hock.

	SCORING RANGE	DESCRIPTION
REAR LEGS HIND VIEW	1 - 9	1 - bow legged; 5 - good (parallel) ; 9 - cow hocked



Reference: Direction of the feet when viewed from the rear.

Muscle Score: A - E (includes + and -)

A+ = Double-musled

A = Extremely heavy muscle
- pronounced creasing between muscles

B = Heavily muscled
- well rounded hindquarter

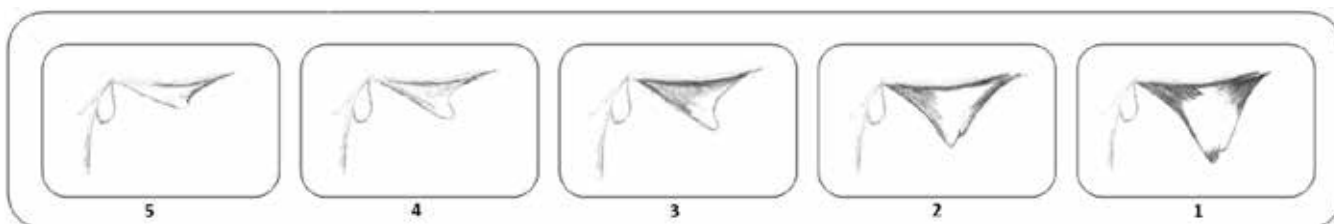
C = Average muscle
- hindquarter slightly rounded

D = Poor muscle
- narrow concave hindquarter

E = Extremely poor muscle
- angular

Reference: Primarily hindquarter roundness or convexity, width across the stifle and width of stance. Also width and muscle expression across the back, particularly behind the shoulder and in the loin. Jump muscle (about the P8 site) and forearm bulge may be taken into consideration.

	SCORING RANGE	DESCRIPTION
SHEATH AND NAVAL SCORES	5 -1	5 - extremely clean/tight to body; 1 - extremely pendulous



Reference: Sheath attachment

Temperament

Reference: 1-5 (half scores permitted) using yard test scale below:

1. Docile

The animal is easily held in the corner and the handler can get close enough to put their stick on the animal.

2 Restless

The animal can be held in the corner but exhibits some restlessness and flicking of the tail. The handler cannot get close enough to put their stick on the animal before it moves away.

3. Nervous

The animal is not easily held in the corner even when the handler is some distance back from the animal, continual movement and tail flicking.

4. Flighty (wild)

The animal cannot be held in the corner, frantically runs the fence line and may jump when penned individually, exhibits long flight distance.

5. Aggressive

Similar behavior to score 4 but is also aggressive towards the handler, stares at the handler and threatens to charge or charges (Handler is advised to exit the yard before the animal actually charges).

CYDECTIN®

PLATINUM

8 KG EXTRA IN TWO MONTHS*

*When compared to single active Dectomax® Pour-On.



THE NEXT GENERATION DUAL-ACTIVE DRENCH FOR CATTLE

- HIGHLY EFFECTIVE AGAINST SINGLE AND DUAL RESISTANT WORMS.¹
- PERSISTENT ACTIVITY – CLEANER PASTURE FOR UP TO 35 DAYS.¹
- 7-DAY MEAT WHP & 20-DAY ESI OFFER OPTIMAL MARKET OPPORTUNITIES.¹

* NSW DPI (2020) Duck Creek Endoparasite Trial (data on file). "Weight gain" is not a registered claim of Cydectin® Platinum.

1. Refer to registered label



Shaping the future
of animal health

Virbac

Understanding the TransTasman Angus Cattle Evaluation (TACE)

What is the TransTasman Angus Cattle Evaluation?

The TransTasman Angus Cattle Evaluation is the genetic evaluation program adopted by Angus Australia for Angus and Angus influenced beef cattle. The TransTasman Angus Cattle Evaluation uses Best Linear Unbiased Prediction (BLUP) technology to produce Estimated Breeding Values (EBVs) of recorded cattle for a range of important production traits (e.g. weight, carcase, fertility).

The TransTasman Angus Cattle Evaluation is an international genetic evaluation and includes pedigree, performance and genomic information from the Angus Australia and Angus New Zealand databases, along with selected information from the American and Canadian Angus Associations.

The TransTasman Angus Cattle Evaluation utilises a range of genetic evaluation software, including the internationally recognised BLUPF90 family of programs, and BREEDPLAN® beef genetic evaluation analytical software, as developed by the Animal Genetics and Breeding Unit (AGBU), a joint institute of NSW Agriculture and the University of New England, and Meat and Livestock Australia Limited (MLA).

What is an EBV?

An animal's breeding value can be defined as its genetic merit for each trait. While it is not possible to determine an animal's true breeding value, it is possible to estimate it. These estimates of an animal's true breeding value are called EBVs (Estimated Breeding Values).

EBVs are expressed as the difference between an individual animal's genetics and a historical genetic level (i.e. group of animals) within the TACE genetic evaluation, and are reported in the units in which the measurements are taken.

Using EBVs to Compare the Genetics of Two Animals

TACE EBVs can be used to estimate the expected difference in the genetics of two animals, with the expected difference equating to half the difference in the EBVs of the animals, all other things being equal (e.g. they are joined to the same animal/s).

For example, a bull with a 200 Day Growth EBV of +60 would be expected to produce progeny that are, on average, 10 kg heavier at 200 days of age than a bull with a 200 Day Growth EBV of +40 (i.e. 20

kg difference between the sire's EBVs, then halved as the sire only contributes half the genetics).

Or similarly, a bull with an IMF EBV of +3.0 would be expected to produce progeny with on average, 1% more intramuscular fat in a 400 kg carcase than a bull with a IMF EBV of +1.0 (i.e. 2% difference between the sire's EBVs, then halved as the sire only contributes half the genetics).

Using EBVs to Benchmark an Animal's Genetics with the Breed

EBVs can also be used to benchmark an animal's genetics relative to the genetics of other Angus or Angus infused animals recorded with Angus Australia.

To benchmark an animal's genetics relative to other Angus animals, an animal's EBV can be compared to the EBV reference tables, which provide:

- the breed average EBV
- the percentile bands table

The current breed average EBV is listed on the bottom of each page in this publication, while the current EBV reference tables are included at the end of these introductory notes.

For easy reference, the percentile band in which an animal's EBV ranks is also published in association with the EBV.

Considering Accuracy

An accuracy value is published with each EBV, and is usually displayed as a percentage value immediately below the EBV.

The accuracy value provides an indication of the reliability of the EBV in estimating the animal's genetics (or true breeding value), and is an indication of the amount of information that has been used in the calculation of the EBV.

EBVs with accuracy values below 50% should be considered as preliminary or of low accuracy, 50-74% as of medium accuracy, 75-90% of medium to high accuracy, and 90% or greater as high accuracy.

Description of TACE EBVs

EBVs are calculated for a range of traits within TACE, covering calving ease, growth, fertility, maternal performance, carcase merit, feed efficiency and structural soundness. A description of each EBV included in this publication is provided on the following page.

UNDERSTANDING ESTIMATED BREEDING VALUES (EBVS)

Calving Ease/Birth	CEDir	%	Genetic differences in the ability of a sire's calves to be born unassisted from 2 year old heifers.	Higher EBVs indicate fewer calving difficulties in 2 year old heifers.
	CEDtrs	%	Genetic differences in the ability of a sire's daughters to calve unassisted at 2 years of age.	Higher EBVs indicate fewer calving difficulties in 2 year old heifers.
	GL	days	Genetic differences between animals in the length of time from the date of conception to the birth of the calf.	Lower EBVs indicate shorter gestation length.
	BW	kg	Genetic differences between animals in calf weight at birth.	Lower EBVs indicate lighter birth weight.
Growth	200 Day	kg	Genetic differences between animals in live weight at 200 days of age due to genetics for growth.	Higher EBVs indicate heavier live weight.
	400 Day	kg	Genetic differences between animals in live weight at 400 days of age.	Higher EBVs indicate heavier live weight.
	600 Day	kg	Genetic differences between animals in live weight at 600 days of age.	Higher EBVs indicate heavier live weight.
Maternal	MCH	cm	Genetic differences between animals in the height of mature females.	Higher EBVs indicate taller mature females.
	MBC	score	Genetic differences between animals in the body condition of mature females.	Higher EBVs indicate more body condition of mature females.
	MCW	kg	Genetic differences between animals in live weight of cows at 5 years of age.	Higher EBVs indicate heavier mature weight.
	Milk	kg	Genetic differences between animals in live weight at 200 days of age due to the maternal contribution of its dam.	Higher EBVs indicate heavier live weight.
Fertility	DtC	days	Genetic differences between animals in the time from the start of the joining period (i.e. when the female is introduced to a bull) until subsequent calving.	Lower EBVs indicate shorter time to calving.
	SS	cm	Genetic differences between animals in scrotal circumference at 400 days of age.	Higher EBVs indicate larger scrotal circumference.
Carcase	CWT	kg	Genetic differences between animals in hot standard carcase weight at 750 days of age.	Higher EBVs indicate heavier carcase weight.
	EMA	cm ²	Genetic differences between animals in eye muscle area at the 12/13th rib site in a 400 kg carcase.	Higher EBVs indicate larger eye muscle area.
	Rib Fat	mm	Genetic differences between animals in fat depth at the 12/13th rib site in a 400 kg carcase.	Higher EBVs indicate more fat.
	P8 Fat	mm	Genetic differences between animals in fat depth at the P8 rump site in a 400 kg carcase.	Higher EBVs indicate more fat.
	RBV	%	Genetic differences between animals in boned out saleable meat from a 400 kg carcase.	Higher EBVs indicate higher yield.
	IMF	%	Genetic differences between animals in intramuscular fat (marbling) at the 12/13th rib site in a 400 kg carcase.	Higher EBVs indicate more intramuscular fat.
Feed/Temp.	NFI-F	kg/day	Genetic differences between animals in feed intake at a standard weight and rate of weight gain when animals are in a feedlot finishing phase.	Lower EBVs indicate more feed efficiency.
	Doc	%	Genetic differences between animals in temperament.	Higher EBVs indicate better temperament.
Structure	Claw Set	score	Genetic differences in claw set structure (shape and evenness of claws).	Lower EBVs indicate less curl of the claw set.
	Foot Angle	score	Genetic differences in foot angle (strength of pastern, depth of heel).	Lower EBVs indicate more heel depth.
	Leg Angle	score	Genetic differences in rear leg structure when viewed from the side (angle at front of the hock).	Lower EBVs indicate a less angular leg angle.
Selection Index	\$A	\$	Genetic differences between animals in net profitability per cow joined in a typical commercial self replacing herd using Angus bulls. This selection index is not specific to a particular market end-point, but identifies animals that will improve overall net profitability in the majority of commercial, self replacing, grass and grain finishing beef production systems.	Higher selection indexes indicate greater profitability.
	\$A-L	\$	The \$A-L index is similar to the \$A index but is modelled on a production system where feed is surplus to requirements for the majority of the year, or the cost of supplying additional feed when animal feed requirements increase is low. While the \$A aims to maintain mature cow weight, the \$A-L does not aim to limit the increase in mature cow weight as there is minimal cost incurred if the feed maintenance requirements of the female breeding herd increase as a result of selection decisions.	Higher selection indexes indicate greater profitability.

UNDERSTANDING ESTIMATED BREEDING VALUES (EBVS)

Calving Ease/Birth	CEDir	%	Genetic differences in the ability of a sire's calves to be born unassisted from 2 year old heifers.	Higher EBVs indicate fewer calving difficulties in 2 year old heifers.
	CEDtrs	%	Genetic differences in the ability of a sire's daughters to calve unassisted at 2 years of age.	Higher EBVs indicate fewer calving difficulties in 2 year old heifers.
	GL	days	Genetic differences between animals in the length of time from the date of conception to the birth of the calf.	Lower EBVs indicate shorter gestation length.
	BW	kg	Genetic differences between animals in calf weight at birth.	Lower EBVs indicate lighter birth weight.
Growth	200 Day	kg	Genetic differences between animals in live weight at 200 days of age due to genetics for growth.	Higher EBVs indicate heavier live weight.
	400 Day	kg	Genetic differences between animals in live weight at 400 days of age.	Higher EBVs indicate heavier live weight.
	600 Day	kg	Genetic differences between animals in live weight at 600 days of age.	Higher EBVs indicate heavier live weight.
Maternal	MCH	cm	Genetic differences between animals in the height of mature females.	Higher EBVs indicate taller mature females.
	MBC	score	Genetic differences between animals in the body condition of mature females.	Higher EBVs indicate more body condition of mature females.
	MCW	kg	Genetic differences between animals in live weight of cows at 5 years of age.	Higher EBVs indicate heavier mature weight.
	Milk	kg	Genetic differences between animals in live weight at 200 days of age due to the maternal contribution of its dam.	Higher EBVs indicate heavier live weight.
Fertility	DtC	days	Genetic differences between animals in the time from the start of the joining period (i.e. when the female is introduced to a bull) until subsequent calving.	Lower EBVs indicate shorter time to calving.
	SS	cm	Genetic differences between animals in scrotal circumference at 400 days of age.	Higher EBVs indicate larger scrotal circumference.
Carcase	CWT	kg	Genetic differences between animals in hot standard carcase weight at 750 days of age.	Higher EBVs indicate heavier carcase weight.
	EMA	cm ²	Genetic differences between animals in eye muscle area at the 12/13th rib site in a 400 kg carcase.	Higher EBVs indicate larger eye muscle area.
	Rib Fat	mm	Genetic differences between animals in fat depth at the 12/13th rib site in a 400 kg carcase.	Higher EBVs indicate more fat.
	P8 Fat	mm	Genetic differences between animals in fat depth at the P8 rump site in a 400 kg carcase.	Higher EBVs indicate more fat.
	RBV	%	Genetic differences between animals in boned out saleable meat from a 400 kg carcase.	Higher EBVs indicate higher yield.
	IMF	%	Genetic differences between animals in intramuscular fat (marbling) at the 12/13th rib site in a 400 kg carcase.	Higher EBVs indicate more intramuscular fat.
Feed/Temp.	NFI-F	kg/day	Genetic differences between animals in feed intake at a standard weight and rate of weight gain when animals are in a feedlot finishing phase.	Lower EBVs indicate more feed efficiency.
	Doc	%	Genetic differences between animals in temperament.	Higher EBVs indicate better temperament.
Structure	Claw Set	score	Genetic differences in claw set structure (shape and evenness of claws).	Lower EBVs indicate less curl of the claw set.
	Foot Angle	score	Genetic differences in foot angle (strength of pastern, depth of heel).	Lower EBVs indicate more heel depth.
	Leg Angle	score	Genetic differences in rear leg structure when viewed from the side (angle at front of the hock).	Lower EBVs indicate a less angular leg angle.
Selection Index	\$A	\$	Genetic differences between animals in net profitability per cow joined in a typical commercial self replacing herd using Angus bulls. This selection index is not specific to a particular market end-point, but identifies animals that will improve overall net profitability in the majority of commercial, self replacing, grass and grain finishing beef production systems.	Higher selection indexes indicate greater profitability.
	\$A-L	\$	The \$A-L index is similar to the \$A index but is modelled on a production system where feed is surplus to requirements for the majority of the year, or the cost of supplying additional feed when animal feed requirements increase is low. While the \$A aims to maintain mature cow weight, the \$A-L does not aim to limit the increase in mature cow weight as there is minimal cost incurred if the feed maintenance requirements of the female breeding herd increase as a result of selection decisions.	Higher selection indexes indicate greater profitability.

CLIPEX®

Fencing & Stockyards



From Design to Impact: Clipex Yards Triple Operational Efficiency

At Clipex®, we understand that large scale livestock operations require more than just durable infrastructure—they demand High-yield Performance Driven Solutions. Our engineered stockyard systems are designed to drive higher operational efficiency, reduce labour costs, and enhance worker and livestock safety, all while delivering a superior return on investment.

Built with patented technology and industry-leading materials, Clipex® stockyards streamline handling processes, cut processing time, and minimise stress on both workers and cattle.

Join the leading Australian stock enterprises that trust Clipex® for scalable and high-performance stockyard solutions.

123 Gunnedah Rd, | 02 81881620
Tamworth NSW 2340 | tamworthteam@clipex.com.au

CLIPEX®
Fencing & Stockyards



BRINGING YOUR NEW BULL HOME



When purchasing a bull, care and handling after the sale can be as important as the purchase itself. Looking after your bull well during the initial stages of his working life may ensure longevity and success within your breeding herd.

Purchase

Temperament is an important characteristic when selecting a bull. Selecting a bull that may be flighty or aggressive will make life difficult for you each time he is handled.

Note which bulls continually push to the centre of a mob, run around, or are unreasonably nervous, aggressive or excited.

At the sale, note any changes of temperament by individual bulls. Some bulls that are quiet in the yard or paddock may not like the pressure and noise of the auction and become excited. Others that were excited beforehand get much worse in the sale ring and can really perform. Use the yard or paddock behaviour as a guide, rather than the temperament shown in the ring.

Delivery

When transporting your new bull insurance against loss in transit, accidental loss of use, or infertility, is sometimes provided by vendors. Where it is not, it is worth considering. After purchase tips:

- When purchasing, ask which health treatments he has received.
- Treat and handle him quietly at all times - no dogs, no buzzers. Talk to him and give him time and room to make up his mind.
- With more than one bull from different origins, you must be able to separate them on the truck.
- Make sure that the truck floor is covered to prevent bulls from slipping. Sand, sawdust or a floor grid will prevent bulls from being damaged by going down in transit.
- If you can arrange it, put a few quiet cows or steers on the truck with the bull. Let them down into a yard with the bulls for a while before loading and after unloading.
- Unload and reload during the trip as little as possible. If necessary, rest with water and feed. Treat bulls kindly your impatience or nervousness is easily transmitted to an animal unfamiliar to you and unsure of his environment.

If you use a professional carrier:

- Make sure the carrier knows which bulls can be mixed together.

- Discuss with the carrier, resting procedures for long trips, expected delivery time, truck condition and quiet handling.
- Give ear tag and brand numbers to the carrier and make sure you have the carrier's phone number.
- If buying bulls from interstate, organise any necessary health tests before leaving and work out if any other requirements must be met before cattle can come into another State.

When buying bulls from far away, you may often have to fit in with other delivery arrangements to reduce cost. You should make it clear how you want your bulls handled.

Arrival

When the bull or bulls arrive home, unload them at the yards into a group of house cows, steers or herd cows. Never jump them from the back of a truck directly into a paddock—it may be the last time you see them. Bulls from different origins should be put into separate yards with other cattle for company.

Provide hay and water, then leave them alone until the next morning.

The next day, bulls should receive routine health treatments. If they have not been treated before, all bulls should be vaccinated with:

- 5-in-1 vaccine;
- vibriosis vaccine;
- leptospirosis vaccine (if in areas like the Hunter where leptospirosis exists);
- three-day sickness vaccine (if in areas where this sickness can cause problems).

Give particular attention to preventing new bulls bringing vibriosis into a herd. Vibriosis, a sexually transmitted disease, causes infertility and abortions and is most commonly introduced to a clean herd by an infected bull.

These bulls show no signs of the illness. Vaccinated bulls are free from vibriosis, so vaccinating bulls against the disease should be a routine practice. Vaccination involves two injections, 4–6 weeks apart, at the time of introduction, and then a booster shot every year. Complete the vaccinations 4 weeks before joining.

BRINGING YOUR NEW BULL HOME



Consult with your veterinarian and draw up a policy for treating bulls on arrival and then annually. Bulls should be drenched to prevent introducing worms and, if necessary, should be treated for lice. Plan to give follow-up vaccinations 4–6 weeks later. Leave the bulls in the yards for the next day or two on feed and water to allow them to settle down with other stock for company. A bull's behaviour will decide how quickly he can be moved out to paddocks.

Mating new young bulls

Newly purchased young bulls should not be placed with older herd bulls for multiple-sire joining. The older, dominant bull will not allow the young bulls to work, and will knock them around while keeping them away from the cows. Use new bulls in either single-sire groups or with young bulls their own age. If a number of young bulls are to be used together, run them together for a few weeks before joining starts. They sort out their pecking order quickly and have few problems later. When the young bulls are working, inspect them regularly and closely.

Managing Older Herd Bulls

Older working bulls also need special care and attention before mating starts. They should be tested or checked every year for physical soundness, testicle tone, and serving capacity or ability. All bulls to be used must be free-moving, active and in good condition. Working bulls may need supplementary feeding before the joining season to bring up condition.

During mating

- Check bulls at least twice each week for the first 2 months. Get up close to them and watch each bull walk; check for swellings around the sheath and for lameness.
- Have a spare bull or bulls available to replace any that break down. Replace any suspect bull immediately.
- Rotate bulls in single-sire groups to make sure that any bull infertility is covered. Single-sire joining works well but it has risks. The bulls must be checked regularly and carefully, or the bulls should be rotated every one or two cycles.

Bulls are a large investment for breeding herds and they have a major effect on herd fertility. A little time and attention to make sure they are fit, free from disease and actively working is well worthwhile.

Northern Australia

Although the Angus breed originated in a cooler climate, they can adapt to subtropical regions with many straightbred and cross bred producers finding success in Northern Australia. Some of the following information may also be helpful for new bulls located in more temperate climates.

Adaptation

The key to Northern success for Angus is that cattle introduced from the Southern regions of Australia be allowed to adapt to their new environment before commencing their working life. If possible, a break of 3 months is advisable before you set your bull to work.

Purchase in cooler months

Ensure your bulls are in good condition before they do commence their working life. The cooler months are an ideal time to purchase and introduce Angus cattle, allowing them plenty of time to acclimatise.

Change of feed source

When inducting Angus cattle into your herd consider their source of feed. Have you taken an animal which has been supplemented on grain straight to a dry pasture? Animals should be gradually changed over to their new feed to ensure they do not lose condition. This may involve using supplements which could include dry lick/urea blocks.

Managing Cattle Ticks

For ticky areas, bulls should be vaccinated prior to transport and given another booster afterwards. Remember male are more susceptible to ticks than females.

**Information is provided by the Department of Primary Industries NSW. For further information visit www.dpi.nsw.gov.au or www.angusaustralia.com.au.*

**FOR MORE INFORMATION
ON GUIDELINES FOR
THE RELOCATION &
ONGOING MANAGEMENT
OF ANGUS BULLS.**





Elders

TAMWORTH

FOR TRUSTED LIVESTOCK AGENCY

FOR THIS SEASON
AND THE NEXT

ELDERS *TAMWORTH* LIVESTOCK

Nathan McConnell 0429 653 901

Shane Rule 0427 456 878

Eric Miles 0428 172 833

Scott Simshauser 0427 950 454

Simon Rafferty 0427 110 046

Lisa Henderson 02 6765 3900

9 Wallamore Rd, Tamworth



FARRER

AUSTRALIA SELECTIVE AGRICULTURAL DAY AND BOARDING HIGH SCHOOL FOR BOYS



Farrer White Suffolks 32nd Annual On-Property Sale

Est.1984

Farrer Agricultural Centre of Excellence
Wednesday 2nd September 2026
Sale commences 11:30am
585 Calala Lane, Calala NSW 2340

- 55 LambPlan Performance Recorded Rams • All Genomic Tested (IMF & SF5)
- Helmsman Buying System • Five Star Data Quality • MN3 OJD Status
- Sale catalogue/photographs on web (late August).



This year's catalogue again features progeny from some of Australia's leading performance sires which are all highly ranked on Lambplan's LEQ index.

Farrer	230300	Woolumbool	210491
Farrer	230076	Farrer	240029 (Superwhites Ram)
Ashmore	170986	Farrer	240160 (Superwhites Ram)
Farrer	240012	Felix	230457 (Superwhites Ram)
Yanco	210004	Kohat	230168 (Superwhites Ram)

sheep GENETICS



Inspections prior to the sale are welcome.

Contact: Darren Smith - Farrer White Suffolk Stud Manager

E: darren.smith80@det.nsw.edu.au M: 0413 911 182 T: 02 6764 8660

| BUYER'S INSTRUCTION SLIP

Name: _____

Address: _____

_____ Post Code: _____

Telephone: _____ Fax: _____

Email: _____ Mobile: _____

Lots Purchased: _____

Agent: _____

PIC: _____ Insurance: _____


Special Instructions: _____

Signature: _____

Date: _____

Farrer Memorial High School
Annual Angus Bull Sale | Buyer
Pre-Registration Form







FARRER

Memorial Agricultural High School



| Years 7 to 12 Day and Boarding School for Boys

"Proudly committed to producing thinking, well-educated, skilled, flexible and caring people capable of confident and effective participation in society."

Join the Farrer Family! 2027 applications now available

Contact: The Enrolments Officer, FMAHS

585 Calala Lane, via Tamworth 2340

Tel: (02) 6764 8607 Email: farrer.enrolments@det.nsw.edu.au

Website: www.farrer.nsw.edu.au